

LEA Name : Upper Darby SD
Address : 4611 Bond Ave
Drexel Hill , PA 19026

County : Delaware
AUN Number : 125239452
LEA Type : SD

Annual Financial Report Accuracy Certification Statement

For Fiscal Year Ending
6/30/2019

Pennsylvania Department of Education
&
Office of Comptroller Operations

PDE-2056: Intermediate Unit
PDE-2057: School District, AVTS/CTC, Charter School,
and Special Program Jointure

CERTIFICATION: By signing this page I agree that the electronic data submitted is a complete and accurate statement of the financial operations and status of the local education agency for the fiscal year. It has been prepared in accordance with generally accepted accounting principles and established Commonwealth of PA reporting guidelines.



Chief School Administrator Signature

Date

12/2/19



Board Secretary Signature

Date

11/28/19

Craig Rogers

Contact Person

cjrogers@upperdarbysd.org

Contact Person E-mail Address

(610)789-7200

Ext :

Contact Person Telephone Number

Contact Person Fax Number

Audit Certification
Annual Financial Report:
For Fiscal Year Ending **6/30/2019**
(Pursuant to PA School Code Section 218(b))


LEA Name : Upper Darby SD
AUN Number : 125239452
County : Delaware

Audit Certification Due: 12/31/2019

This certification is applicable to the Annual Financial Report data submitted through the Consolidated Financial Reporting System on: 11/28/19
Date

Auditing Firm:
Baker Tilly Virchow Krause, LLP

CERTIFICATION: By signing this page I agree that the financial statements of the school have been properly audited as noted above pursuant to Article XXIV, and in the auditor's professional opinion, the Annual Financial Report (PDE-2057) submitted on the date referenced is materially consistent with the audited financial statements.

Chief School Administrator

Signature _____
Date 12/5/19

Craig Rogers
Contact Person _____
cjrogers@upperdarbysd.org
Contact Person E-mail Address _____

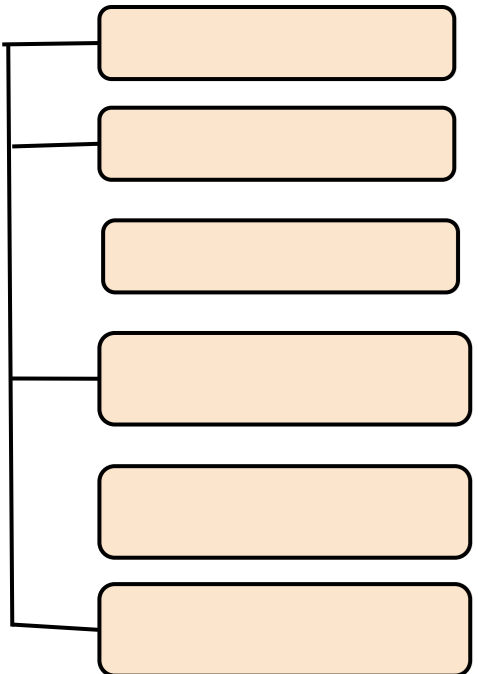
Board Secretary

Signature _____
Date 12/5/19


(610)789-7200 Ext : _____
Contact Person Telephone Number _____
Contact Person Fax Number _____

—

—



|



|

|

<u>Val Number</u>	<u>Description</u>	<u>Justification</u>
41140	Expenditure Detail - There is an entry in function 5150- 990 object "Other". Please explain what constitutes "Other". Expenditure 5150-990, Fund 39: \$67,982.00	Bond Discount associated with 2018/2019 GOB Issuance
50160	SOIN: All Governmental Fund General Obligation Bonds must include an amount for Interest Paid during Fiscal Year. Correct data or enter a justification.	GOB 2019 was issued in June and did not require payment during 2018-2019
50450	SESS - 2350 Legal and Accounting Services: SESS Schedule amounts for Special Education vary from prior year by 40% or more. Correct the data or enter a justification. SESS Schedule 2350: \$137,888.45 Prior Year SESS Schedule 2350: \$249,842.96	Favorable reduction in Legal fees due to the due diligence of the special ed director and supervisors
50460	SESS - 2420 Medical Services: SESS Schedule amounts for Special Education vary from prior year by 40% or more. Correct the data or enter a justification. SESS Schedule 2420: \$331.88 Prior Year SESS Schedule 2420: \$0.00	No expenses reported under this category during the PY

Amounts Expressed in Whole Dollars	<u>General Fund</u> <u>(10)</u>	<u>Public Purpose Trust</u> <u>(27)</u>	<u>Other Compt Approved</u> <u>(28)</u>	<u>Athletic / Activity</u> <u>(29)</u>	<u>Capital Reserve (690.</u> <u>1850)</u> <u>(31)</u>
Assets And Deferred Outflows Of Resources					
Assets					
0100 Cash and Cash Equivalents	7,144,487				
0110 Investments	34,903,000				
0120 Taxes Receivable	8,354,723				
0130 Due From Other Funds	947,092				
0141 Due From Other Governments	190,408				
0142 State Revenue Receivable	9,267,664				
0143 Federal Revenue Receivable	783,429				
0145 Other Intergovernmental Revenue Receivable					
0146 Due from Primary Government					
0147 Due from Component Unit					
0150 Other Receivables	2,739,093				
0170 Inventories	349,472				
0180 Prepaid Expenses (Expenditures)	505,542				
0190 Other Current Assets					
Total Assets	\$65,184,910				
0910 Deferred Outflows of Resources					
Total Assets And Deferred Outflows Of Resources	\$65,184,910				

Amounts Expressed in Whole Dollars	<u>Capital Reserve (1431)</u> <u>(32)</u>	<u>Other Capital Projects</u> <u>Fund</u> <u>(39)</u>	<u>Debt Service</u> <u>(40)</u>	<u>Permanent</u> <u>(90)</u>	<u>Total Governmental</u> <u>Funds</u>
Assets And Deferred Outflows Of Resources					
Assets					
0100 Cash and Cash Equivalents	188,744	6,128,515			13,461,746
0110 Investments	1,913,000	1,633,000			38,449,000
0120 Taxes Receivable					8,354,723
0130 Due From Other Funds	3,185,000				4,132,092
0141 Due From Other Governments					190,408
0142 State Revenue Receivable					9,267,664
0143 Federal Revenue Receivable					783,429
0145 Other Intergovernmental Revenue Receivable					
0146 Due from Primary Government					
0147 Due from Component Unit					
0150 Other Receivables					2,739,093
0170 Inventories					349,472
0180 Prepaid Expenses (Expenditures)					505,542
0190 Other Current Assets					
Total Assets	\$5,286,744	\$7,761,515			\$78,233,169
0910 Deferred Outflows of Resources					
Total Assets And Deferred Outflows Of Resources	\$5,286,744	\$7,761,515			\$78,233,169

Amounts Expressed in Whole Dollars

	<u>General Fund</u> <u>(10)</u>	<u>Public Purpose Trust</u> <u>(27)</u>	<u>Other Compt Approved</u> <u>(28)</u>	<u>Athletic / Activity</u> <u>(29)</u>	<u>Capital Reserve (690.</u> <u>1850)</u> <u>(31)</u>
Liabilities And Deferred Inflows Of Resources And Fund Balances					
Liabilities					
0400 Due to Other Funds	3,185,000				
0411 Due to Other Governments					
0412 Due to Primary Government					
0413 Due to Component Unit					
0420 Accounts Payable	4,256,045				
0430 Contracts Payable					
0440 Current Portion of Long-Term Debt					
0450 Short-Term Payables					
0461 Accrued Salaries and Benefits	9,633,143				
0462 Payroll Deductions and Withholding	11,705,589				
0480 Unearned Revenues	2,996,768				
0490 Other Current Liabilities	745,483				
Total Liabilities	\$32,522,028				
0950 Deferred Inflows of Resources	6,252,779				
Fund Balances					
0810 Nonspendable Fund Balance	349,472				
0820 Restricted Fund Balance					
0830 Committed Fund Balance	6,256,070				
0840 Assigned Fund Balance	7,764,686				
0850 Unassigned Fund Balance	12,039,875				
Total Fund Balances	\$26,410,103				
Total Liabilities, Deferred Inflows Of Resources And Fund Balances	\$65,184,910				

Amounts Expressed in Whole Dollars

	<u>Capital Reserve (1431)</u> <u>(32)</u>	<u>Other Capital Projects</u> <u>Fund</u> <u>(39)</u>	<u>Debt Service</u> <u>(40)</u>	<u>Permanent</u> <u>(90)</u>	<u>Total Governmental</u> <u>Funds</u>
Liabilities And Deferred Inflows Of Resources And Fund Balances					
Liabilities					
0400 Due to Other Funds					3,185,000
0411 Due to Other Governments					
0412 Due to Primary Government					
0413 Due to Component Unit					
0420 Accounts Payable	133,772	1,221,365			5,611,182
0430 Contracts Payable					
0440 Current Portion of Long-Term Debt					
0450 Short-Term Payables					
0461 Accrued Salaries and Benefits					9,633,143
0462 Payroll Deductions and Withholding					11,705,589
0480 Unearned Revenues					2,996,768
0490 Other Current Liabilities					745,483
Total Liabilities	\$133,772	\$1,221,365			\$33,877,165
0950 Deferred Inflows of Resources					6,252,779
Fund Balances					
0810 Nonspendable Fund Balance					349,472
0820 Restricted Fund Balance	5,152,972	6,540,150			11,693,122
0830 Committed Fund Balance					6,256,070
0840 Assigned Fund Balance					7,764,686
0850 Unassigned Fund Balance					12,039,875
Total Fund Balances	\$5,152,972	\$6,540,150			\$38,103,225
Total Liabilities, Deferred Inflows Of Resources And Fund Balances	\$5,286,744	\$7,761,515			\$78,233,169

Amounts Expressed in Whole Dollars	<u>General Fund</u> <u>(10)</u>	<u>Public Purpose Trust</u> <u>(27)</u>	<u>Other Compt Approved</u> <u>(28)</u>	<u>Athletic / Activity</u> <u>(29)</u>	<u>Capital Reserve (690.</u> <u>1850)</u> <u>(31)</u>
Revenues					
6000 Revenue from Local Sources	111,456,486				
7000 Revenue from State Sources	82,274,867				
8000 Revenue from Federal Sources	7,494,479				
Total Revenues	\$201,225,832				
Expenditures					
1000 Instruction	132,760,784				
2000 Support Services	54,052,872				
3000 Operation of Non-Instructional Services	4,791,886				
4000 Facilities Acquisition, Construction and Improvement Services	1,146,296				
5110 Debt Service	6,102,570				
5130 Refund of Prior Year Revenues / Receipts	1,748				
Total Expenditures	\$198,856,156				
Excess (Deficiency) Of Revenues Over Expenditures	\$2,369,676				
Other Financing Sources (Uses)					
9110 Face Value of Bonds Issued					
9120 Proceeds from Refunding of Bonds					
9130 Bond Premiums					
9200 Proceeds from Extended-Term Financing	2,369,002				
9300 Interfund Transfers - IN	947,092				
9400 Sale of or Compensation for Loss of Fixed Assets					
9710 Transfers from Component Units					
9720 Transfers from Primary Governments					
9910 Other Financing Sources Not Listed in the 9000 Series					
9990 Insurance Recoveries					
5120 Debt Service – Refunded Bonds					
5150 Bond Discounts					
5200 Interfund Transfers – Out	3,685,000				
5300 Transfers Out to Component Units/Primary Governments					
Total Other Financing Sources (Uses)	(\$368,906)				

Amounts Expressed in Whole Dollars	<u>Capital Reserve (1431)</u> <u>(32)</u>	<u>Other Capital Projects</u> <u>Fund</u> <u>(39)</u>	<u>Debt Service</u> <u>(40)</u>	<u>Permanent</u> <u>(90)</u>	<u>Total Governmental</u> <u>Funds</u>
Revenues					
6000 Revenue from Local Sources	31,585	53,924			111,541,995
7000 Revenue from State Sources					82,274,867
8000 Revenue from Federal Sources					7,494,479
Total Revenues	\$31,585	\$53,924			\$201,311,341
Expenditures					
1000 Instruction					132,760,784
2000 Support Services		65,400			54,118,272
3000 Operation of Non-Instructional Services					4,791,886
4000 Facilities Acquisition, Construction and Improvement Services	238,630	4,792,610			6,177,536
5110 Debt Service					6,102,570
5130 Refund of Prior Year Revenues / Receipts					1,748
Total Expenditures	\$238,630	\$4,858,010			\$203,952,796
Excess (Deficiency) Of Revenues Over Expenditures	(\$207,045)	(\$4,804,086)			(\$2,641,455)
Other Financing Sources (Uses)					
9110 Face Value of Bonds Issued		11,465,000			11,465,000
9120 Proceeds from Refunding of Bonds					
9130 Bond Premiums					
9200 Proceeds from Extended-Term Financing					2,369,002
9300 Interfund Transfers - IN	3,685,000				4,632,092
9400 Sale of or Compensation for Loss of Fixed Assets					
9710 Transfers from Component Units					
9720 Transfers from Primary Governments					
9910 Other Financing Sources Not Listed in the 9000 Series					
9990 Insurance Recoveries					
5120 Debt Service – Refunded Bonds					
5150 Bond Discounts		67,982			67,982
5200 Interfund Transfers – Out					3,685,000
5300 Transfers Out to Component Units/Primary Governments					
Total Other Financing Sources (Uses)	\$3,685,000	\$11,397,018			\$14,713,112

Amounts Expressed in Whole Dollars	<u>General Fund</u> <u>(10)</u>	<u>Public Purpose Trust</u> <u>(27)</u>	<u>Other Compt Approved</u> <u>(28)</u>	<u>Athletic / Activity</u> <u>(29)</u>	<u>Capital Reserve</u> <u>(690.</u> <u>1850)</u> <u>(31)</u>
Special And Extraordinary Items					
9920 Special Items – Gains					
9930 Extraordinary Items – Gains					
5520 Special Items – Losses					
5530 Extraordinary Items – Losses					
Net Change In Fund Balances	\$2,000,770				
Fund Balance					
0001 Fund Balance - Beginning of Fiscal Year	24,409,332				
Fund Balance - End Of Year	\$26,410,102				

Amounts Expressed in Whole Dollars	<u>Capital Reserve (1431)</u> <u>(32)</u>	<u>Other Capital Projects</u> <u>Fund</u> <u>(39)</u>	<u>Debt Service</u> <u>(40)</u>	<u>Permanent</u> <u>(90)</u>	<u>Total Governmental</u> <u>Funds</u>
Special And Extraordinary Items					
9920 Special Items – Gains					
9930 Extraordinary Items – Gains					
5520 Special Items – Losses					
5530 Extraordinary Items – Losses					
Net Change In Fund Balances	\$3,477,955	\$6,592,932			\$12,071,657
Fund Balance					
0001 Fund Balance - Beginning of Fiscal Year	1,675,017	(52,782)			26,031,567
Fund Balance - End Of Year	\$5,152,972	\$6,540,150			\$38,103,224

Amounts Expressed in Whole Dollars	<u>Food Service</u> <u>(51)</u>	<u>Child Care</u> <u>Operations</u> <u>(52)</u>	<u>Other Enterprise</u> <u>(58)</u>	<u>TOTAL</u>	<u>Internal Service</u> <u>(60)</u>
Assets And Deferred Outflows Of Resources					
Current Assets					
0100 Cash and Cash Equivalents	2,895,827			2,895,827	
0110 Investments	507,127			507,127	
0130 Due From Other Funds					
0141 Due From Other Governments	242,777			242,777	
0142 State Revenue Receivable					
0143 Federal Revenue Receivable					
0146 Due from Primary Government					
0147 Due from Component Unit					
0150 Other Receivables	431,983			431,983	
0170 Inventories	124,836			124,836	
0180 Prepaid Expenses (Expenditures)					
0190 Other Current Assets					
Total Current Assets	\$4,202,550			\$4,202,550	
Noncurrent Assets					
0211 Land					
0212 Site Improvements (Net)					
0220 Buildings and Building Improvements (Net)					
0230 Machinery, Equipment and Furniture (Net)	908,334			908,334	
0250 Construction in Progress					
0260 Long Term Prepayments					
0290 Other Noncurrent Assets					
Total Noncurrent Assets	\$908,334			\$908,334	
0910 Deferred Outflows of Resources					
Total Assets And Deferred Outflows Of Resources	\$5,110,884			\$5,110,884	

Amounts Expressed in Whole Dollars	<u>Food Service</u> <u>(51)</u>	<u>Child Care</u> <u>Operations</u> <u>(52)</u>	<u>Other Enterprise</u> <u>(58)</u>	<u>TOTAL</u>	<u>Internal Service</u> <u>(60)</u>
Liabilities And Deferred Inflows Of Resources And Net Position					
Current Liabilities					
0400 Due to Other Funds	947,092			947,092	
0411 Due to Other Governments					
0413 Due to Component Unit					
0420 Accounts Payable	450,220			450,220	
0430 Contracts Payable					
0440 Current Portion of Long-Term Debt					
0450 Short-Term Payables					
0461 Accrued Salaries and Benefits					
0462 Payroll Deductions and Withholding					
0480 Unearned Revenues					
0490 Other Current Liabilities	27,898			27,898	
Total Current Liabilities	\$1,425,210			\$1,425,210	
Noncurrent Liabilities					
0510 Bonds Payable					
0520 Extended-Term Financing Agreements Payable					
0530 Lease-Purchase Obligations					
0540 Accumulated Compensated Absences					
0550 Authority Lease Obligations					
0560 Other Post-Employment Benefits (OPEB)					
0570 Net Pension Liability					
0599 Other Noncurrent Liabilities					
Total Noncurrent Liabilities					
Total Liabilities	\$1,425,210			\$1,425,210	
0950 Deferred Inflows of Resources					
Net Position					
0791 Net Investment in Capital Assets	908,334			908,334	
0008 Restricted Net Position (0792 – 0798)					
0799 Unrestricted Net Position	2,777,340			2,777,340	
Total Net Position	\$3,685,674			\$3,685,674	
Total Liabilities And Deferred Inflows Of Resources And Net Position	\$5,110,884			\$5,110,884	

Amounts Expressed in Whole Dollars	<u>Food Service</u> <u>(51)</u>	<u>Child Care Operations</u> <u>(52)</u>	<u>Other Enterprise</u> <u>(58)</u>	<u>TOTAL</u>	<u>Internal Service</u> <u>(60)</u>
Operating Revenues					
6600 Food Service Revenue	245,115			245,115	
0071 Charges for Services					
0072 Other Operating Revenue					
Total Operating Revenues	\$245,115			\$245,115	
Operating Expenses					
100 Personnel Services – Salaries					
200 Personnel Services – Employee Benefits					
300 Purchased Professional and Technical Services					
400 Purchased Property Services	9,591			9,591	
500 Other Purchased Services	5,838,293			5,838,293	
600 Supplies	409,572			409,572	
740 Depreciation	120,195			120,195	
810 Dues and Fees					
890 Miscellaneous Expenditures					
Total Operating Expenses	\$6,377,651			\$6,377,651	
Operating Income (Loss)	(\$6,132,536)			(\$6,132,536)	
Non Operating Revenues (Expenses)					
6500 Earnings on Investments	30,244			30,244	
6920 Contributions and Donations from Private Sources					
6930 Gains or Losses on Sale of Fixed Assets					
6991 Refunds of a Prior Year Expenditure					
7000 Revenue from State Sources	319,615			319,615	
8000 Revenue from Federal Sources	7,510,211			7,510,211	
9990 Insurance Recoveries					
820 Claims and Judgments Against the LEA					
830 Interest					
TOTAL Non Operating Revenues (Expenses)	\$7,860,070			\$7,860,070	
Income (Loss) Before Contributions And Transfers	\$1,727,534			\$1,727,534	

Amounts Expressed in Whole Dollars	<u>Food Service</u> <u>(51)</u>	<u>Child Care Operations</u> <u>(52)</u>	<u>Other Enterprise</u> <u>(58)</u>	<u>TOTAL</u>	<u>Internal Service</u> <u>(60)</u>
Contributions, Transfers, and Special and Extraordinary Items					
5200 Interfund Transfers – Out	947,092			947,092	
5300 Transfers Out to Component Units/Primary Governments					
5520 Special Items – Losses					
5530 Extraordinary Items – Losses					
9300 Interfund Transfers - IN					
9500 Capital Contributions					
9700 Transfers IN From Component Units/Primary Governments					
9920 Special Items – Gains					
9930 Extraordinary Items – Gains					
Change In Net Position	\$780,442			\$780,442	
0002 Net Position - Beginning of Fiscal Year	2,905,232			2,905,232	
0003 Accounting Changes / Residual Equity Transfers					
Net Position - End Of Year	\$3,685,674			\$3,685,674	

Amounts Expressed in Whole Dollars	<u>Food Service</u> <u>(51)</u>	<u>Child Care Operations</u> <u>(52)</u>	<u>Other Enterprise</u> <u>(58)</u>	<u>TOTAL</u>	<u>Internal Service(60)</u>
Cash Flows From Operating Activities					
0011 Cash Receipts From Users	244,583			244,583	
0012 Cash Receipts From Assessments Made to Other Funds					
0013 Cash Receipts From Earnings on Investments					
0014 Cash Receipts From Other Operating Revenue					
0015 Cash Payments To Employees For Services					
0016 Cash Payments For Insurance Claims					
0017 Cash Payments To Suppliers For Goods and Services	5,778,789			5,778,789	
0018 Cash Payments For Other Operating Expenses					
Net Cash Provided By (Used For) Operating Activities	(\$5,534,206)			(\$5,534,206)	
Cash Flows From Non-Capital Financing Activities					
0021 Receipts From Local Sources - 6000					
0022 Receipts From State Sources - 7000	352,723			352,723	
0023 Receipts From Federal Sources -8000	7,635,373			7,635,373	
0024 Notes and Loans Received (Repaid)					
0025 Interest Paid on Notes/Loans - 5100-830					
0026 Operating Transfers In (Out)/Residual Equity Trans					
0027 Operating Transfers In (Out) Primary Government / Comp Unit	(931,999)			(931,999)	
0028 Receipts From Refund of Prior Year Expenditures - 6991					
0029 Special and Extraordinary Gains (losses)					
0030 Receipts from Insurance Recoveries -9990					
Net Cash Prov By (Used for) Non-Capital Financing Activities	\$7,056,097			\$7,056,097	
Cash Flows From Capital and Related Financing Activities					
0031 Payments For Fac Acq, Const, and Imp - 4000	(317,804)			(317,804)	
0032 Gain / (Loss) on Sale of Fixed Assets - 6930					
0033 Proceeds From Extended Term Financing - 9200					
0034 Principal Paid on Financing Agreements					
0035 Interest Paid on Financing Agreements - 5100-830					
0036 (Inc) Dec in Contributed Capital					
Net Cash Prov By (Used for) Capital and Related Financing Activities	(\$317,804)			(\$317,804)	
Cash Flows From Investing Activities					
0041 Earnings on Investments - 6500	30,244			30,244	
0042 Purchase of Inv Securities / Deposits to Inv Pools	(507,127)			(507,127)	
0043 Receipts From Investment Pool Withdrawals					
0044 Proceeds from Sale and Maturity of Inv Securities					

LEA : 125239452 Upper Darby SD

Printed 1/23/2020 2:50:57 PM

0045 Loans Received (Paid)

Net Cash Prov By (Used for) Investing Activities	(\$476,883)	(\$476,883)
---	--------------------	--------------------

	<u>Food Service</u> <u>(51)</u>	<u>Child Care Operations</u> <u>(52)</u>	<u>Other Enterprise</u> <u>(58)</u>	<u>TOTAL</u>	<u>Internal Service</u> <u>(60)</u>
Net Increase (Decrease) in Cash Flows	727,204			727,204	
0004 Cash and Cash Equivalents Beginning of Year	2,168,623			2,168,623	
Cash and Cash Equivalents at Year End	\$2,895,827			\$2,895,827	

Reconciliation of Operating Income (Loss) To Net Cash Provided by (Used For) Operating Activities

0005 Operating Income (Loss) per REP	(6,132,536)			(6,132,536)	
Adjustments					
0051 Depreciation and Net Amortization	120,195			120,195	
0052 Provision for Uncollectible Accounts					
0053 Other Adjustments	446,449			446,449	
Effect of Changes in Assets, Liabilities, Deferred Outflows and Deferred Inflows					
0054 (Inc) Dec In Accounts Receivable (0120-0150)	310			310	
0055 Advances to Other Funds (0160)					
0056 (Inc) Dec in Inventories (0170)	(38,077)			(38,077)	
0057 (Inc) Dec in Prepaid Expenses (0180)					
0058 (Inc) Dec in Other Current or Noncurrent Assets					
0064 Deferred Outflows (0910)					
0059 Inc (Dec) in Accounts Payable (0400-0450)	70,294			70,294	
0060 Inc (Dec) in Accrued Salaries/Benefits (0461)					
0065 Inc (Dec) in Net Pension Liabilities (0570)					
0066 Inc (Dec) in Other Postemp Benefit Oblig (0560)					
0061 Inc (Dec) in Payroll Deductions/Withholding (0462)					
0062 Inc (Dec) in Unearned Revenue (0480)					
0063 Inc (Dec) in Other Current or Noncurrent Liabilities	(841)			(841)	
0067 Deferred Inflows (0950)					
Total Adjustments	\$598,330			\$598,330	
Cash Provided By (Used for) Total	(\$5,534,206)			(\$5,534,206)	

COMBINED STATEMENT OF CASH FLOWS
SCHEDULE OF NONCASH INVESTING, CAPITAL, AND FINANCING ACTIVITIES

Explanation of Transaction and Balance Sheet Effect	Amount
Total	

LEA : 125239452 Upper Darby SD

Printed 1/23/2020 2:51:01 PM

Amounts Expressed in Whole Dollars

	<u>Private Purpose Trust</u> (71)	<u>Investment Trust</u> (72)	<u>Pension Trust</u> (73)	<u>Activity</u> (81)
Assets And Deferred Outflows Of Resources				
Assets				
0100 Cash and Cash Equivalents	647,816			258,926
0110 Investments				
0130 Due From Other Funds				
0147 Due from Component Unit				
0150 Other Receivables				
0170 Inventories				
0180 Prepaid Expenses (Expenditures)				
0190 Other Current Assets				
0220 Buildings and Building Improvements (Net)				
0230 Machinery, Equipment and Furniture (Net)				
Total Assets	\$647,816			\$258,926
0910 Deferred Outflows of Resources				
Total Assets And Deferred Outflows Of Resources	\$647,816			\$258,926

LEA : 125239452 Upper Darby SD

Printed 1/23/2020 2:51:01 PM

Amounts Expressed in Whole Dollars

	<u>Other Agency</u> <u>(89)</u>	<u>Discrete Component Units</u> <u>(98)</u>	<u>Discrete Component Units</u> <u>(99)</u>	<u>Total Fiduciary Funds</u>
Assets And Deferred Outflows Of Resources				
Assets				
0100 Cash and Cash Equivalents		262,714		1,169,456
0110 Investments				
0130 Due From Other Funds				
0147 Due from Component Unit				
0150 Other Receivables				
0170 Inventories				
0180 Prepaid Expenses (Expenditures)				
0190 Other Current Assets				
0220 Buildings and Building Improvements (Net)				
0230 Machinery, Equipment and Furniture (Net)				
Total Assets		\$262,714		\$1,169,456
0910 Deferred Outflows of Resources				
Total Assets And Deferred Outflows Of Resources		\$262,714		\$1,169,456

LEA : 125239452 Upper Darby SD

Printed 1/23/2020 2:51:01 PM

Amounts Expressed in Whole Dollars	<u>Private Purpose Trust</u> (71)	<u>Investment Trust</u> (72)	<u>Pension Trust</u> (73)	<u>Activity</u> (81)
Liabilities, Deferred Inflows Of Resources And Net Position				
Liabilities				
0400 Due to Other Funds				
0411 Due to Other Governments				
0412 Due to Primary Government				
0413 Due to Component Unit				
0420 Accounts Payable				
0430 Contracts Payable				
0450 Short-Term Payables				
0461 Accrued Salaries and Benefits				
0462 Payroll Deductions and Withholding				
0480 Unearned Revenues				
0490 Other Current Liabilities				258,926
Total Liabilities				\$258,926
0950 Deferred Inflows of Resources				
Net Position				
0791 Net Investment in Capital Assets				
0009 Restricted Net Position (0792 – 0798)	647,816			
0799 Unrestricted Net Position				
Total Net Position	\$647,816			
Total Liabilities, Deferred Inflows Of Resources And Net Position	\$647,816			\$258,926

LEA : 125239452 Upper Darby SD

Printed 1/23/2020 2:51:01 PM

Amounts Expressed in Whole Dollars

<u>Other Agency</u>	<u>Discrete Component Units</u>	<u>Discrete Component Units</u>	<u>Total Fiduciary Funds</u>
(89)	(98)	(99)	

Liabilities, Deferred Inflows Of Resources And Net Position

Liabilities

0400 Due to Other Funds			
0411 Due to Other Governments			
0412 Due to Primary Government			
0413 Due to Component Unit			
0420 Accounts Payable			
0430 Contracts Payable			
0450 Short-Term Payables			
0461 Accrued Salaries and Benefits			
0462 Payroll Deductions and Withholding			
0480 Unearned Revenues			
0490 Other Current Liabilities	262,714		521,640

Total Liabilities	\$262,714		\$521,640
--------------------------	------------------	--	------------------

0950 Deferred Inflows of Resources

Net Position

0791 Net Investment in Capital Assets			
0009 Restricted Net Position (0792 – 0798)			647,816
0799 Unrestricted Net Position			

Total Net Position			\$647,816
---------------------------	--	--	------------------

Total Liabilities, Deferred Inflows Of Resources And Net Position	\$262,714		\$1,169,456
--	------------------	--	--------------------

Amounts Expressed in Whole Dollars	<u>Private Purpose Trust</u> <u>(71)</u>	<u>Investment Trust</u> <u>(72)</u>	<u>Pension Trust</u> <u>(73)</u>	<u>Discrete Component</u> <u>Units</u> <u>(98)</u>	<u>Discrete Component</u> <u>Units</u> <u>(99)</u>	<u>Total Fiduciary</u> <u>Funds</u>
Additions						
0091 Gifts and Contributions	185,986					185,986
0092 Other Additions	9,480					9,480
Deductions						
0093 Scholarships Awarded	227,292					227,292
0094 Other Deductions						
Change In Net Position	(\$31,826)					(\$31,826)
0006 Net Position – Beginning of Fiscal Year	679,642					679,642
0007 Net Position Held in Trust for Pension Benefits						
Net Position - End of Fiscal Year	\$647,816					\$647,816

	<u>Revenue Reported In Current Year</u>	<u>Current Year Tax Accrual</u>	<u>Prior Year Tax Accrual</u>	<u>Taxes Collected In Current Year</u>
<u>Revenue from Local Sources</u>				
6111 Current Real Estate Taxes	96,179,095.33		(612,211.66)	95,566,883.67
6153 Current Act 511 Real Estate Transfer Taxes	3,952,900.27	596,874.75	259,700.72	3,615,726.24
6411 Delinquent Real Estate Taxes	5,900,225.42	1,499,063.35	1,085,806.53	5,486,968.60
6500 Earnings on Investments	1,327,081.68			
6831 Federal Revenue Received from Other Pennsylvania Public LEAs	8,251.00			
6832 Federal IDEA Revenue Received as Pass Through	1,975,637.00			
6920 Contributions and Donations from Private Sources	65,678.90			
6942 Summer School Tuition	33,260.00			
6944 Receipts from Other LEAs in Pennsylvania - Education	143,354.08			
6991 Refunds of a Prior Year Expenditure	21,858.47			
6999 Other Revenues Not Specified Above	207,424.79			
TOTAL Revenue from Local Sources	\$111,456,485.96	\$2,101,944.53	\$771,167.36	\$104,816,813.71

**Revenue Reported
In Current Year**

Revenue from State Sources

7110 Basic Education Funding	38,696,282.88		
7160 Tuition for Orphans Subsidy	418,364.38		
7271 Special Education funds for School-Aged Pupils	8,179,063.71		
7311 Pupil Transportation Subsidy	2,139,507.83		
7320 Rental and Sinking Fund Payments / Building Reimbursement Subsidy	1,275,438.30		
7340 State Property Tax Reduction Allocation	5,142,250.67		
7361 School Safety and Security Grants	25,000.00		
7599 Other State Revenue Not Listed Elsewhere in the 7000 Series	872,380.24		
7810 State Share of Social Security and Medicare Taxes	4,063,041.10		
TOTAL Revenue from State Sources	\$82,274,867.37		

**Revenue Reported
In Current Year**

Revenue from Federal Sources

8514 NCLB, Title I - Improving the Academic Achievement of the Disadvantaged	4,512,158.09		
8516 NCLB, Title III - Language Instruction for Limited English Proficient and Immigrant Students	171,561.13		
	304,438.34		
8732 ARRA - Qualified School Construction Bonds (QSCB)	248,019.29		
8810 School-Based Access Medicaid Reimbursement Program (SBAP) Reimbursements (Access)	1,700,000.00		
TOTAL Revenue from Federal Sources	\$7,494,479.25		

	Revenue Reported In Current Year			
Other Financing Sources				
9290 Other Extended-Term Financing Proceeds	2,369,002.15			
9350 Enterprise Fund Transfers	947,092.26			
TOTAL Other Financing Sources	\$3,316,094.41			
TOTAL FROM ALL SOURCES	\$204,541,926.99	\$2,101,944.53	\$771,167.36	\$104,816,813.71

Revenue from Local Sources	111,456,485.96
Revenue from State Sources	82,274,867.37
Revenue from Federal Sources	7,494,479.25
Other Financing Sources	3,316,094.41
TOTAL FROM ALL SOURCES	\$204,541,926.99

General Fund (10)

	<u>Total</u>
1000 Instruction	
100 Personnel Services – Salaries	
100 Personnel Services – Salaries	57,957,288.96
Total Personnel Services – Salaries	\$57,957,288.96
200 Personnel Services – Employee Benefits	
210 Group Insurance – Contracted Provider	15,164,271.63
220 Social Security Contributions	4,304,243.47
230 PSERS Retirement Contributions	19,294,873.93
250 Unemployment Compensation	13,477.41
260 Workers' Compensation	597,349.71
280 Other Post-Employment Benefits (OPEB)	165,000.00
Total Personnel Services – Employee Benefits	\$39,539,216.15
300 Purchased Professional and Technical Services	
322 Professional Educational Services – Ius	4,169,004.81
329 Professional Educational Services – Other	5,676,232.96
330 Other Professional Services	1,597,524.65
Total Purchased Professional and Technical Services	\$11,442,762.42
400 Purchased Property Services	
430 Repairs and Maintenance Services	158,414.22
440 Rentals	82,828.34
Total Purchased Property Services	\$241,242.56
500 Other Purchased Services	
520 Insurance – General	850.00
530 Communications	28,447.26
550 Printing and Binding	123,212.98
561 Tuition To Other School Districts Within the State	246,989.19
562 Tuition To Pennsylvania Charter Schools	8,846,550.75
563 Tuition To Nonpublic Schools	6,510,149.65
564 Tuition To Career and Technology Centers	1,141,053.05
566 Tuition To Institutions of Higher Education and Technical Institutes	828,713.00
567 Tuition To Approved Private Schools (APS) and PA Chartered Schools for the Deaf and Blind	2,185,442.00
568 Tuition To Private Residential Rehabilitative Institutions (PRRI) [In-State] and Detention Centers	766,579.18
580 Travel	9,015.11
594 IU Payment By Withholding for Institutionalized Children's Programs – Special Classes	12,105.25
Total Other Purchased Services	\$20,699,107.42
600 Supplies	
610 General Supplies	638,227.44
640 Books and Periodicals	960,280.14
650 Supplies & Fees – Technology Related	678,912.23
Total Supplies	\$2,277,419.81
700 Property	
752 Capital Equipment – Original and Additional	1,600.00
762 Capitalized Equipment - Replacement	20,684.42
Total Property	\$22,284.42

LEA : 125239452 Upper Darby SD

Printed 1/23/2020 2:51:16 PM

General Fund (10)

1000 Instruction	<u>Total</u>
800 Other Objects	
820 Claims and Judgments Against the LEA	579,806.16
890 Miscellaneous Expenditures	1,656.00
Total Other Objects	\$581,462.16
Total 1000 Instruction	\$132,760,783.90

LEA : 125239452 Upper Darby SD

Printed 1/23/2020 2:51:16 PM

Page - 3 of 26

General Fund (10)**1100 Regular Programs – Elementary / Secondary**

	<u>Elementary</u>	<u>Secondary</u>	<u>Federal</u>	<u>Total</u>
100 Personnel Services – Salaries				
100 Personnel Services – Salaries	23,450,552.22	20,689,520.64	2,495,118.79	46,635,191.65
Total Personnel Services – Salaries	\$23,450,552.22	\$20,689,520.64	\$2,495,118.79	\$46,635,191.65
200 Personnel Services – Employee Benefits				
210 Group Insurance – Contracted Provider	5,715,971.68	4,956,347.34	477,655.09	11,149,974.11
220 Social Security Contributions	1,742,202.53	1,534,662.78	185,950.87	3,462,816.18
230 PSERS Retirement Contributions	8,112,001.55	6,986,263.25	417,061.39	15,515,326.19
250 Unemployment Compensation	8,803.21	2,670.30		11,473.51
260 Workers' Compensation	247,004.55	225,357.45		472,362.00
280 Other Post-Employment Benefits (OPEB)	60,000.00	105,000.00		165,000.00
Total Personnel Services – Employee Benefits	\$15,885,983.52	\$13,810,301.12	\$1,080,667.35	\$30,776,951.99
300 Purchased Professional and Technical Services				
329 Professional Educational Services – Other	1,003,591.43	602,398.67		1,605,990.10
Total Purchased Professional and Technical Services	\$1,003,591.43	\$602,398.67		\$1,605,990.10
400 Purchased Property Services				
430 Repairs and Maintenance Services	60,363.53	98,050.69		158,414.22
440 Rentals	23,100.31	56,821.67		79,921.98
Total Purchased Property Services	\$83,463.84	\$154,872.36		\$238,336.20
500 Other Purchased Services				
520 Insurance – General		850.00		850.00
530 Communications	21,439.67	7,007.59		28,447.26
550 Printing and Binding	71,343.34	49,235.92	109.00	120,688.26
562 Tuition To Pennsylvania Charter Schools	3,371,059.77	2,015,426.04		5,386,485.81
580 Travel	1,637.05	275.79		1,912.84
Total Other Purchased Services	\$3,465,479.83	\$2,072,795.34	\$109.00	\$5,538,384.17
600 Supplies				
610 General Supplies	212,759.46	284,360.70	14,208.32	511,328.48
640 Books and Periodicals	198,522.95	719,284.27	30,251.22	948,058.44
650 Supplies & Fees – Technology Related	260,250.23	356,686.68	12,977.18	629,914.09
Total Supplies	\$671,532.64	\$1,360,331.65	\$57,436.72	\$2,089,301.01
700 Property				
752 Capital Equipment – Original and Additional	1,600.00			1,600.00
762 Capitalized Equipment - Replacement		20,684.42		20,684.42
Total Property	\$1,600.00	\$20,684.42		\$22,284.42
Total 1100 Regular Programs – Elementary / Secondary	\$44,562,203.48	\$38,710,904.20	\$3,633,331.86	\$86,906,439.54

General Fund (10)

1110 Regular Programs

	<u>Elementary</u>	<u>Secondary</u>	<u>Federal</u>	<u>Total</u>
100 Personnel Services – Salaries				
100 Personnel Services – Salaries	23,450,552.22	20,689,520.64		44,140,072.86
Total Personnel Services – Salaries	\$23,450,552.22	\$20,689,520.64		\$44,140,072.86
200 Personnel Services – Employee Benefits				
210 Group Insurance – Contracted Provider	5,715,971.68	4,956,347.34		10,672,319.02
220 Social Security Contributions	1,742,202.53	1,534,662.78		3,276,865.31
230 PSERS Retirement Contributions	8,112,001.55	6,986,263.25		15,098,264.80
250 Unemployment Compensation	8,803.21	2,670.30		11,473.51
260 Workers' Compensation	247,004.55	225,357.45		472,362.00
280 Other Post-Employment Benefits (OPEB)	60,000.00	105,000.00		165,000.00
Total Personnel Services – Employee Benefits	\$15,885,983.52	\$13,810,301.12		\$29,696,284.64
300 Purchased Professional and Technical Services				
329 Professional Educational Services – Other	1,003,591.43	602,398.67		1,605,990.10
Total Purchased Professional and Technical Services	\$1,003,591.43	\$602,398.67		\$1,605,990.10
400 Purchased Property Services				
430 Repairs and Maintenance Services	60,363.53	98,050.69		158,414.22
440 Rentals	23,100.31	56,821.67		79,921.98
Total Purchased Property Services	\$83,463.84	\$154,872.36		\$238,336.20
500 Other Purchased Services				
520 Insurance – General		850.00		850.00
530 Communications	21,439.67	7,007.59		28,447.26
550 Printing and Binding	71,343.34	49,235.92		120,579.26
562 Tuition To Pennsylvania Charter Schools	3,371,059.77	2,015,426.04		5,386,485.81
580 Travel	1,637.05	275.79		1,912.84
Total Other Purchased Services	\$3,465,479.83	\$2,072,795.34		\$5,538,275.17
600 Supplies				
610 General Supplies	212,759.46	284,360.70		497,120.16
640 Books and Periodicals	198,522.95	719,284.27		917,807.22
650 Supplies & Fees – Technology Related	260,250.23	356,686.68		616,936.91
Total Supplies	\$671,532.64	\$1,360,331.65		\$2,031,864.29
700 Property				
752 Capital Equipment – Original and Additional	1,600.00			1,600.00
762 Capitalized Equipment - Replacement		20,684.42		20,684.42
Total Property	\$1,600.00	\$20,684.42		\$22,284.42
Total 1110 Regular Programs	\$44,562,203.48	\$38,710,904.20		\$83,273,107.68

General Fund (10)

	<u>Elementary</u>	<u>Secondary</u>	<u>Federal</u>	<u>Total</u>
1190 Federally-Funded Regular Programs				
100 Personnel Services – Salaries				
100 Personnel Services – Salaries			2,495,118.79	2,495,118.79
Total Personnel Services – Salaries			\$2,495,118.79	\$2,495,118.79
200 Personnel Services – Employee Benefits				
210 Group Insurance – Contracted Provider			477,655.09	477,655.09
220 Social Security Contributions			185,950.87	185,950.87
230 PSERS Retirement Contributions			417,061.39	417,061.39
Total Personnel Services – Employee Benefits			\$1,080,667.35	\$1,080,667.35
500 Other Purchased Services				
550 Printing and Binding			109.00	109.00
Total Other Purchased Services			\$109.00	\$109.00
600 Supplies				
610 General Supplies			14,208.32	14,208.32
640 Books and Periodicals			30,251.22	30,251.22
650 Supplies & Fees – Technology Related			12,977.18	12,977.18
Total Supplies			\$57,436.72	\$57,436.72
Total 1190 Federally-Funded Regular Programs			\$3,633,331.86	\$3,633,331.86

General Fund (10)

1200 Special Programs – Elementary / Secondary

	<u>Elementary</u>	<u>Secondary</u>	<u>Federal</u>	<u>Total</u>
100 Personnel Services – Salaries				
100 Personnel Services – Salaries	6,526,293.00	4,040,616.83	217,870.93	10,784,780.76
Total Personnel Services – Salaries	\$6,526,293.00	\$4,040,616.83	\$217,870.93	\$10,784,780.76
200 Personnel Services – Employee Benefits				
210 Group Insurance – Contracted Provider	2,561,332.57	1,407,269.71		3,968,602.28
220 Social Security Contributions	486,020.67	298,861.69	16,658.32	801,540.68
230 PSERS Retirement Contributions	2,195,692.73	1,365,730.24	38,845.72	3,600,268.69
250 Unemployment Compensation	1,762.20	241.70		2,003.90
260 Workers' Compensation	72,834.14	46,972.10		119,806.24
Total Personnel Services – Employee Benefits	\$5,317,642.31	\$3,119,075.44	\$55,504.04	\$8,492,221.79
300 Purchased Professional and Technical Services				
322 Professional Educational Services – lus	872,257.16	1,067,650.42	1,992,153.00	3,932,060.58
329 Professional Educational Services – Other	2,319,551.45	1,437,634.25	173,718.20	3,930,903.90
330 Other Professional Services	1,403,251.38	181,779.27	12,494.00	1,597,524.65
Total Purchased Professional and Technical Services	\$4,595,059.99	\$2,687,063.94	\$2,178,365.20	\$9,460,489.13
400 Purchased Property Services				
440 Rentals		1,284.68		1,284.68
Total Purchased Property Services		\$1,284.68		\$1,284.68
500 Other Purchased Services				
550 Printing and Binding	1,271.86	1,252.86		2,524.72
561 Tuition To Other School Districts Within the State	13,393.00	8,965.47		22,358.47
562 Tuition To Pennsylvania Charter Schools	1,603,265.65	1,856,799.29		3,460,064.94
563 Tuition To Nonpublic Schools	1,785,074.44	3,443,687.80	1,281,387.41	6,510,149.65
567 Tuition To Approved Private Schools (APS) and PA Chartered Schools for the Deaf and Blind	1,092,721.00	1,092,721.00		2,185,442.00
580 Travel	6,988.25	114.02		7,102.27
594 IU Payment By Withholding for Institutionalized Children's Programs – Special Classes		12,105.25		12,105.25
Total Other Purchased Services	\$4,502,714.20	\$6,415,645.69	\$1,281,387.41	\$12,199,747.30
600 Supplies				
610 General Supplies	45,429.99	55,038.64		100,468.63
640 Books and Periodicals	2,727.59	8,814.30		11,541.89
Total Supplies	\$48,157.58	\$63,852.94		\$112,010.52
800 Other Objects				
820 Claims and Judgments Against the LEA	269,772.24	310,033.92		579,806.16
890 Miscellaneous Expenditures		1,656.00		1,656.00
Total Other Objects	\$269,772.24	\$311,689.92		\$581,462.16
Total 1200 Special Programs – Elementary / Secondary	\$21,259,639.32	\$16,639,229.44	\$3,733,127.58	\$41,631,996.34

General Fund (10)

1210 Life Skills Support

	<u>Elementary</u>	<u>Secondary</u>	<u>Federal</u>	<u>Total</u>
100 Personnel Services – Salaries				
100 Personnel Services – Salaries	491,650.71	363,796.30	25,626.25	881,073.26
Total Personnel Services – Salaries	\$491,650.71	\$363,796.30	\$25,626.25	\$881,073.26
200 Personnel Services – Employee Benefits				
210 Group Insurance – Contracted Provider	182,475.85	167,143.97		349,619.82
220 Social Security Contributions	36,410.04	26,554.43	1,960.47	64,924.94
230 PSERS Retirement Contributions	165,403.33	123,855.81	4,131.56	293,390.70
260 Workers' Compensation	5,203.59	4,725.87		9,929.46
Total Personnel Services – Employee Benefits	\$389,492.81	\$322,280.08	\$6,092.03	\$717,864.92
300 Purchased Professional and Technical Services				
322 Professional Educational Services – Ius	674.71	45,356.96		46,031.67
329 Professional Educational Services – Other	242,975.03	295,404.98	45,835.12	584,215.13
330 Other Professional Services	41,897.19	69,641.94		111,539.13
Total Purchased Professional and Technical Services	\$285,546.93	\$410,403.88	\$45,835.12	\$741,785.93
500 Other Purchased Services				
563 Tuition To Nonpublic Schools	24,135.92	325,356.67	70,678.80	420,171.39
Total Other Purchased Services	\$24,135.92	\$325,356.67	\$70,678.80	\$420,171.39
600 Supplies				
610 General Supplies	7,415.62	2,335.45		9,751.07
Total Supplies	\$7,415.62	\$2,335.45		\$9,751.07
Total 1210 Life Skills Support	\$1,198,241.99	\$1,424,172.38	\$148,232.20	\$2,770,646.57

General Fund (10)

1220 Sensory Support

	<u>Elementary</u>	<u>Secondary</u>	<u>Federal</u>	<u>Total</u>
100 Personnel Services – Salaries				
100 Personnel Services – Salaries	833,358.93	59,896.68	7,950.00	901,205.61
Total Personnel Services – Salaries	\$833,358.93	\$59,896.68	\$7,950.00	\$901,205.61
200 Personnel Services – Employee Benefits				
210 Group Insurance – Contracted Provider	220,658.06	22,783.26		243,441.32
220 Social Security Contributions	62,339.34	4,441.20	608.20	67,388.74
230 PSERS Retirement Contributions	279,529.40	20,608.33	1,153.35	301,291.08
260 Workers' Compensation	8,421.89	41.23		8,463.12
Total Personnel Services – Employee Benefits	\$570,948.69	\$47,874.02	\$1,761.55	\$620,584.26
300 Purchased Professional and Technical Services				
322 Professional Educational Services – Ius	4,005.00			4,005.00
329 Professional Educational Services – Other	79,203.88	44,168.65	1,202.69	124,575.22
Total Purchased Professional and Technical Services	\$83,208.88	\$44,168.65	\$1,202.69	\$128,580.22
500 Other Purchased Services				
563 Tuition To Nonpublic Schools	24,875.44	101,405.02	12,500.00	138,780.46
Total Other Purchased Services	\$24,875.44	\$101,405.02	\$12,500.00	\$138,780.46
600 Supplies				
610 General Supplies	7,159.88			7,159.88
Total Supplies	\$7,159.88			\$7,159.88
Total 1220 Sensory Support	\$1,519,551.82	\$253,344.37	\$23,414.24	\$1,796,310.43

LEA : 125239452 Upper Darby SD

Printed 1/23/2020 2:51:16 PM

Page - 9 of 26

General Fund (10)**1230 Emotional Support**

	<u>Elementary</u>	<u>Secondary</u>	<u>Federal</u>	<u>Total</u>
100 Personnel Services – Salaries				
100 Personnel Services – Salaries	1,227,812.65	667,749.18	64,559.19	1,960,121.02
Total Personnel Services – Salaries	\$1,227,812.65	\$667,749.18	\$64,559.19	\$1,960,121.02
200 Personnel Services – Employee Benefits				
210 Group Insurance – Contracted Provider	691,307.79	364,910.05		1,056,217.84
220 Social Security Contributions	91,086.68	49,297.20	4,935.81	145,319.69
230 PSERS Retirement Contributions	414,866.17	228,336.65	10,953.55	654,156.37
260 Workers' Compensation	14,312.37	9,623.73		23,936.10
Total Personnel Services – Employee Benefits	\$1,211,573.01	\$652,167.63	\$15,889.36	\$1,879,630.00
300 Purchased Professional and Technical Services				
322 Professional Educational Services – Ius	88,474.64	283,678.52		372,153.16
329 Professional Educational Services – Other	1,247,133.09	578,385.01	101,392.64	1,926,910.74
330 Other Professional Services	870,682.37	6,259.66		876,942.03
Total Purchased Professional and Technical Services	\$2,206,290.10	\$868,323.19	\$101,392.64	\$3,176,005.93
500 Other Purchased Services				
563 Tuition To Nonpublic Schools	1,472,790.64	2,171,839.47	787,180.71	4,431,810.82
Total Other Purchased Services	\$1,472,790.64	\$2,171,839.47	\$787,180.71	\$4,431,810.82
600 Supplies				
610 General Supplies	955.89			955.89
640 Books and Periodicals	680.49			680.49
Total Supplies	\$1,636.38			\$1,636.38
800 Other Objects				
820 Claims and Judgments Against the LEA	38,837.30	98,688.99		137,526.29
890 Miscellaneous Expenditures		775.00		775.00
Total Other Objects	\$38,837.30	\$99,463.99		\$138,301.29
Total 1230 Emotional Support	\$6,158,940.08	\$4,459,543.46	\$969,021.90	\$11,587,505.44

General Fund (10)

1240 Academic Support

	<u>Elementary</u>	<u>Secondary</u>	<u>Federal</u>	<u>Total</u>
100 Personnel Services – Salaries				
100 Personnel Services – Salaries	3,075,143.79	2,732,435.91	68,147.50	5,875,727.20
Total Personnel Services – Salaries	\$3,075,143.79	\$2,732,435.91	\$68,147.50	\$5,875,727.20
200 Personnel Services – Employee Benefits				
210 Group Insurance – Contracted Provider	1,330,074.76	791,506.24		2,121,581.00
220 Social Security Contributions	228,357.76	202,574.12	5,207.32	436,139.20
230 PSERS Retirement Contributions	1,032,950.55	917,021.37	12,768.69	1,962,740.61
260 Workers' Compensation	34,719.43	29,531.93		64,251.36
Total Personnel Services – Employee Benefits	\$2,626,102.50	\$1,940,633.66	\$17,976.01	\$4,584,712.17
300 Purchased Professional and Technical Services				
322 Professional Educational Services – Ius	4,005.00	64,659.04	8,265.00	76,929.04
329 Professional Educational Services – Other	105,013.01	93,133.73	3,334.64	201,481.38
330 Other Professional Services		28,637.59		28,637.59
Total Purchased Professional and Technical Services	\$109,018.01	\$186,430.36	\$11,599.64	\$307,048.01
500 Other Purchased Services				
563 Tuition To Nonpublic Schools	(146,496.00)	501,322.86	196,959.12	551,785.98
Total Other Purchased Services	(\$146,496.00)	\$501,322.86	\$196,959.12	\$551,785.98
600 Supplies				
610 General Supplies	5,533.00	184.43		5,717.43
640 Books and Periodicals	323.64	2,736.70		3,060.34
Total Supplies	\$5,856.64	\$2,921.13		\$8,777.77
800 Other Objects				
820 Claims and Judgments Against the LEA	107,220.00	92,090.95		199,310.95
890 Miscellaneous Expenditures		881.00		881.00
Total Other Objects	\$107,220.00	\$92,971.95		\$200,191.95
Total 1240 Academic Support	\$5,776,844.94	\$5,456,715.87	\$294,682.27	\$11,528,243.08

General Fund (10)

	<u>Elementary</u>	<u>Secondary</u>	<u>Federal</u>	<u>Total</u>
1241 Learning Support – Public				
100 Personnel Services – Salaries				
100 Personnel Services – Salaries	2,905,270.36	2,546,267.34	68,147.50	5,519,685.20
Total Personnel Services – Salaries	\$2,905,270.36	\$2,546,267.34	\$68,147.50	\$5,519,685.20
200 Personnel Services – Employee Benefits				
210 Group Insurance – Contracted Provider	1,291,995.84	753,427.32		2,045,423.16
220 Social Security Contributions	215,569.87	188,744.03	5,207.32	409,521.22
230 PSERS Retirement Contributions	976,161.79	854,785.39	12,768.69	1,843,715.87
260 Workers' Compensation	33,024.79	27,617.04		60,641.83
Total Personnel Services – Employee Benefits	\$2,516,752.29	\$1,824,573.78	\$17,976.01	\$4,359,302.08
300 Purchased Professional and Technical Services				
322 Professional Educational Services – Ius	4,005.00	64,659.04	8,265.00	76,929.04
329 Professional Educational Services – Other	105,013.01	93,133.73	3,334.64	201,481.38
330 Other Professional Services		28,637.59		28,637.59
Total Purchased Professional and Technical Services	\$109,018.01	\$186,430.36	\$11,599.64	\$307,048.01
500 Other Purchased Services				
563 Tuition To Nonpublic Schools	(146,496.00)	501,322.86	196,959.12	551,785.98
Total Other Purchased Services	(\$146,496.00)	\$501,322.86	\$196,959.12	\$551,785.98
600 Supplies				
610 General Supplies	129.00	184.43		313.43
640 Books and Periodicals	323.64	2,736.70		3,060.34
Total Supplies	\$452.64	\$2,921.13		\$3,373.77
800 Other Objects				
820 Claims and Judgments Against the LEA	107,220.00	92,090.95		199,310.95
Total Other Objects	\$107,220.00	\$92,090.95		\$199,310.95
Total 1241 Learning Support – Public	\$5,492,217.30	\$5,153,606.42	\$294,682.27	\$10,940,505.99

General Fund (10)

	<u>Elementary</u>	<u>Secondary</u>	<u>Federal</u>	<u>Total</u>
1243 Gifted Support				
100 Personnel Services – Salaries				
100 Personnel Services – Salaries	169,873.43	186,168.57		356,042.00
Total Personnel Services – Salaries	\$169,873.43	\$186,168.57		\$356,042.00
200 Personnel Services – Employee Benefits				
210 Group Insurance – Contracted Provider	38,078.92	38,078.92		76,157.84
220 Social Security Contributions	12,787.89	13,830.09		26,617.98
230 PSERS Retirement Contributions	56,788.76	62,235.98		119,024.74
260 Workers' Compensation	1,694.64	1,914.89		3,609.53
Total Personnel Services – Employee Benefits	\$109,350.21	\$116,059.88		\$225,410.09
600 Supplies				
610 General Supplies	5,404.00			5,404.00
Total Supplies	\$5,404.00			\$5,404.00
800 Other Objects				
890 Miscellaneous Expenditures		881.00		881.00
Total Other Objects		\$881.00		\$881.00
Total 1243 Gifted Support	\$284,627.64	\$303,109.45		\$587,737.09

General Fund (10)

	<u>Elementary</u>	<u>Secondary</u>	<u>Federal</u>	<u>Total</u>
1260 Physical Support				
100 Personnel Services – Salaries				
100 Personnel Services – Salaries	582,218.00		15,905.00	598,123.00
Total Personnel Services – Salaries	\$582,218.00		\$15,905.00	\$598,123.00
200 Personnel Services – Employee Benefits				
210 Group Insurance – Contracted Provider	15,231.96			15,231.96
220 Social Security Contributions	44,369.94		1,216.77	45,586.71
230 PSERS Retirement Contributions	195,279.23	1,487.64	3,185.90	199,952.77
260 Workers' Compensation	6,181.15	68.39		6,249.54
Total Personnel Services – Employee Benefits	\$261,062.28	\$1,556.03	\$4,402.67	\$267,020.98
600 Supplies				
610 General Supplies	717.09			717.09
Total Supplies	\$717.09			\$717.09
Total 1260 Physical Support	\$843,997.37	\$1,556.03	\$20,307.67	\$865,861.07

General Fund (10)

	<u>Elementary</u>	<u>Secondary</u>	<u>Federal</u>	<u>Total</u>
1270 Multi-Handicapped Support				
100 Personnel Services – Salaries				
100 Personnel Services – Salaries	104,537.51		2,520.00	107,057.51
Total Personnel Services – Salaries	\$104,537.51		\$2,520.00	\$107,057.51
200 Personnel Services – Employee Benefits				
210 Group Insurance – Contracted Provider	75,888.91			75,888.91
220 Social Security Contributions	7,860.50		192.78	8,053.28
230 PSERS Retirement Contributions	34,628.28			34,628.28
260 Workers' Compensation	1,124.39			1,124.39
Total Personnel Services – Employee Benefits	\$119,502.08		\$192.78	\$119,694.86
300 Purchased Professional and Technical Services				
322 Professional Educational Services – Ius	2,924.89	44,289.72		47,214.61
329 Professional Educational Services – Other	85,512.39	94,925.66	4,035.37	184,473.42
330 Other Professional Services	361,166.10	75,139.48		436,305.58
Total Purchased Professional and Technical Services	\$449,603.38	\$214,354.86	\$4,035.37	\$667,993.61
500 Other Purchased Services				
563 Tuition To Nonpublic Schools	145,753.56	18,550.00	62,845.80	227,149.36
Total Other Purchased Services	\$145,753.56	\$18,550.00	\$62,845.80	\$227,149.36
600 Supplies				
610 General Supplies	780.23			780.23
Total Supplies	\$780.23			\$780.23
Total 1270 Multi-Handicapped Support	\$820,176.76	\$232,904.86	\$69,593.95	\$1,122,675.57

General Fund (10)

	<u>Elementary</u>	<u>Secondary</u>	<u>Federal</u>	<u>Total</u>
1280 Early Intervention Support				
100 Personnel Services – Salaries				
100 Personnel Services – Salaries	29,011.25			29,011.25
Total Personnel Services – Salaries	\$29,011.25			\$29,011.25
200 Personnel Services – Employee Benefits				
220 Social Security Contributions	2,195.40			2,195.40
230 PSERS Retirement Contributions	9,698.45			9,698.45
260 Workers’ Compensation	370.10			370.10
Total Personnel Services – Employee Benefits	\$12,263.95			\$12,263.95
300 Purchased Professional and Technical Services				
322 Professional Educational Services – Ius	220,053.31		8,251.00	228,304.31
Total Purchased Professional and Technical Services	\$220,053.31		\$8,251.00	\$228,304.31
Total 1280 Early Intervention Support	\$261,328.51		\$8,251.00	\$269,579.51

General Fund (10)

	<u>Elementary</u>	<u>Secondary</u>	<u>Federal</u>	<u>Total</u>
1290 Special Programs - Other Support				
100 Personnel Services – Salaries				
100 Personnel Services – Salaries	182,560.16	216,738.76	33,162.99	432,461.91
Total Personnel Services – Salaries	\$182,560.16	\$216,738.76	\$33,162.99	\$432,461.91
200 Personnel Services – Employee Benefits				
210 Group Insurance – Contracted Provider	45,695.24	60,926.19		106,621.43
220 Social Security Contributions	13,401.01	15,994.74	2,536.97	31,932.72
230 PSERS Retirement Contributions	63,337.32	74,420.44	6,652.67	144,410.43
250 Unemployment Compensation	1,762.20	241.70		2,003.90
260 Workers' Compensation	2,501.22	2,980.95		5,482.17
Total Personnel Services – Employee Benefits	\$126,696.99	\$154,564.02	\$9,189.64	\$290,450.65
300 Purchased Professional and Technical Services				
322 Professional Educational Services – lus	552,119.61	629,666.18	1,975,637.00	3,157,422.79
329 Professional Educational Services – Other	559,714.05	331,616.22	17,917.74	909,248.01
330 Other Professional Services	129,505.72	2,100.60	12,494.00	144,100.32
Total Purchased Professional and Technical Services	\$1,241,339.38	\$963,383.00	\$2,006,048.74	\$4,210,771.12
400 Purchased Property Services				
440 Rentals		1,284.68		1,284.68
Total Purchased Property Services		\$1,284.68		\$1,284.68
500 Other Purchased Services				
550 Printing and Binding	1,271.86	1,252.86		2,524.72
561 Tuition To Other School Districts Within the State	13,393.00	8,965.47		22,358.47
562 Tuition To Pennsylvania Charter Schools	1,603,265.65	1,856,799.29		3,460,064.94
563 Tuition To Nonpublic Schools	264,014.88	325,213.78	151,222.98	740,451.64
567 Tuition To Approved Private Schools (APS) and PA Chartered Schools for the Deaf and Blind	1,092,721.00	1,092,721.00		2,185,442.00
580 Travel	6,988.25	114.02		7,102.27
594 IU Payment By Withholding for Institutionalized Children's Programs – Special Classes		12,105.25		12,105.25
Total Other Purchased Services	\$2,981,654.64	\$3,297,171.67	\$151,222.98	\$6,430,049.29
600 Supplies				
610 General Supplies	22,868.28	52,518.76		75,387.04
640 Books and Periodicals	1,723.46	6,077.60		7,801.06
Total Supplies	\$24,591.74	\$58,596.36		\$83,188.10
800 Other Objects				
820 Claims and Judgments Against the LEA	123,714.94	119,253.98		242,968.92
Total Other Objects	\$123,714.94	\$119,253.98		\$242,968.92
Total 1290 Special Programs - Other Support	\$4,680,557.85	\$4,810,992.47	\$2,199,624.35	\$11,691,174.67

LEA : 125239452 Upper Darby SD

Printed 1/23/2020 2:51:16 PM

General Fund (10)

1300 Vocational Education

Elementary

Secondary

Federal

Total

500 Other Purchased Services

564 Tuition To Career and Technology Centers

1,141,053.05

1,141,053.05

Total Other Purchased Services

\$1,141,053.05

\$1,141,053.05

Total 1300 Vocational Education

\$1,141,053.05

\$1,141,053.05

General Fund (10)

	<u>Elementary</u>	<u>Secondary</u>	<u>Federal</u>	<u>Total</u>
1400 Other Instructional Programs – Elementary / Secondary				
100 Personnel Services – Salaries				
100 Personnel Services – Salaries	86,138.33	286,180.72	164,997.50	537,316.55
Total Personnel Services – Salaries	\$86,138.33	\$286,180.72	\$164,997.50	\$537,316.55
200 Personnel Services – Employee Benefits				
210 Group Insurance – Contracted Provider		45,695.24		45,695.24
220 Social Security Contributions	6,584.33	20,897.36	12,404.92	39,886.61
230 PSERS Retirement Contributions	51,835.29	100,037.39	27,406.37	179,279.05
260 Workers' Compensation	1,834.43	3,347.04		5,181.47
Total Personnel Services – Employee Benefits	\$60,254.05	\$169,977.03	\$39,811.29	\$270,042.37
300 Purchased Professional and Technical Services				
329 Professional Educational Services – Other	14,308.66	105,030.30		119,338.96
Total Purchased Professional and Technical Services	\$14,308.66	\$105,030.30		\$119,338.96
400 Purchased Property Services				
440 Rentals		1,621.68		1,621.68
Total Purchased Property Services		\$1,621.68		\$1,621.68
500 Other Purchased Services				
561 Tuition To Other School Districts Within the State		224,630.72		224,630.72
568 Tuition To Private Residential Rehabilitative Institutions (PRRI) [In-State] and Detention Centers	123,512.41	643,066.77		766,579.18
Total Other Purchased Services	\$123,512.41	\$867,697.49		\$991,209.90
600 Supplies				
610 General Supplies	2,161.57		22,961.56	25,123.13
640 Books and Periodicals			679.81	679.81
Total Supplies	\$2,161.57		\$23,641.37	\$25,802.94
Total 1400 Other Instructional Programs – Elementary / Secondary	\$286,375.02	\$1,430,507.22	\$228,450.16	\$1,945,332.40

General Fund (10)

	<u>Elementary</u>	<u>Secondary</u>	<u>Federal</u>	<u>Total</u>
1420 Summer School				
100 Personnel Services – Salaries				
100 Personnel Services – Salaries	82,962.08	65,076.57	58,483.75	206,522.40
Total Personnel Services – Salaries	\$82,962.08	\$65,076.57	\$58,483.75	\$206,522.40
200 Personnel Services – Employee Benefits				
220 Social Security Contributions	6,346.93	4,973.81	4,471.68	15,792.42
230 PSERS Retirement Contributions	34,957.40	24,142.00	9,610.07	68,709.47
260 Workers’ Compensation	1,303.41	521.97		1,825.38
Total Personnel Services – Employee Benefits	\$42,607.74	\$29,637.78	\$14,081.75	\$86,327.27
600 Supplies				
610 General Supplies	2,161.57		22,961.56	25,123.13
640 Books and Periodicals			679.81	679.81
Total Supplies	\$2,161.57		\$23,641.37	\$25,802.94
Total 1420 Summer School	\$127,731.39	\$94,714.35	\$96,206.87	\$318,652.61

General Fund (10)

	<u>Elementary</u>	<u>Secondary</u>	<u>Federal</u>	<u>Total</u>
1430 Homebound Instruction				
100 Personnel Services – Salaries				
100 Personnel Services – Salaries	3,176.25	11,445.81		14,622.06
Total Personnel Services – Salaries	\$3,176.25	\$11,445.81		\$14,622.06
200 Personnel Services – Employee Benefits				
220 Social Security Contributions	237.40	842.11		1,079.51
230 PSERS Retirement Contributions	1,061.82	3,826.27		4,888.09
260 Workers’ Compensation	264.50	879.00		1,143.50
Total Personnel Services – Employee Benefits	\$1,563.72	\$5,547.38		\$7,111.10
300 Purchased Professional and Technical Services				
329 Professional Educational Services – Other	14,308.66	105,030.30		119,338.96
Total Purchased Professional and Technical Services	\$14,308.66	\$105,030.30		\$119,338.96
Total 1430 Homebound Instruction	\$19,048.63	\$122,023.49		\$141,072.12

General Fund (10)

	<u>Elementary</u>	<u>Secondary</u>	<u>Federal</u>	<u>Total</u>
1440 Alternative Regular Education Programs				
100 Personnel Services – Salaries				
100 Personnel Services – Salaries		209,658.34		209,658.34
Total Personnel Services – Salaries		\$209,658.34		\$209,658.34
200 Personnel Services – Employee Benefits				
210 Group Insurance – Contracted Provider		45,695.24		45,695.24
220 Social Security Contributions		15,081.44		15,081.44
230 PSERS Retirement Contributions		70,088.86		70,088.86
260 Workers' Compensation		1,946.07		1,946.07
Total Personnel Services – Employee Benefits		\$132,811.61		\$132,811.61
400 Purchased Property Services				
440 Rentals		1,621.68		1,621.68
		\$1,621.68		\$1,621.68
500 Other Purchased Services				
561 Tuition To Other School Districts Within the State		224,630.72		224,630.72
568 Tuition To Private Residential Rehabilitative Institutions (PRRI) [In-State] and Detention Centers	123,512.41	643,066.77		766,579.18
Total Other Purchased Services	\$123,512.41	\$867,697.49		\$991,209.90
Total 1440 Alternative Regular Education Programs	\$123,512.41	\$1,211,789.12		\$1,335,301.53

General Fund (10)

1441 Adjudicated / Court-Placed Programs

500 Other Purchased Services

	<u>Elementary</u>	<u>Secondary</u>	<u>Federal</u>	<u>Total</u>
561 Tuition To Other School Districts Within the State		224,630.72		224,630.72
568 Tuition To Private Residential Rehabilitative Institutions (PRRI) [In-State] and Detention Centers	123,512.41	643,066.77		766,579.18
Total Other Purchased Services	\$123,512.41	\$867,697.49		\$991,209.90
Total 1441 Adjudicated / Court-Placed Programs	\$123,512.41	\$867,697.49		\$991,209.90

General Fund (10)

	<u>Elementary</u>	<u>Secondary</u>	<u>Federal</u>	<u>Total</u>
1442 Alternative Education Programs				
100 Personnel Services – Salaries				
100 Personnel Services – Salaries		209,658.34		209,658.34
Total Personnel Services – Salaries		\$209,658.34		\$209,658.34
200 Personnel Services – Employee Benefits				
210 Group Insurance – Contracted Provider		45,695.24		45,695.24
220 Social Security Contributions		15,081.44		15,081.44
230 PSERS Retirement Contributions		70,088.86		70,088.86
260 Workers' Compensation		1,946.07		1,946.07
Total Personnel Services – Employee Benefits		\$132,811.61		\$132,811.61
400 Purchased Property Services				
440 Rentals		1,621.68		1,621.68
Total Purchased Property Services		\$1,621.68		\$1,621.68
Total 1442 Alternative Education Programs		\$344,091.63		\$344,091.63

General Fund (10)

	<u>Elementary</u>	<u>Secondary</u>	<u>Federal</u>	<u>Total</u>
1450 Instructional Programs Outside the Established School Day				
100 Personnel Services – Salaries				
100 Personnel Services – Salaries			106,513.75	106,513.75
Total Personnel Services – Salaries			\$106,513.75	\$106,513.75
200 Personnel Services – Employee Benefits				
220 Social Security Contributions			7,933.24	7,933.24
230 PSERS Retirement Contributions	15,816.07	1,980.26	17,796.30	35,592.63
260 Workers' Compensation	266.52			266.52
Total Personnel Services – Employee Benefits	\$16,082.59	\$1,980.26	\$25,729.54	\$43,792.39
Total 1450 Instructional Programs Outside the Established School Day	\$16,082.59	\$1,980.26	\$132,243.29	\$150,306.14

General Fund (10)

1500 Nonpublic School Programs

300 Purchased Professional and Technical Services

322 Professional Educational Services – lus

Elementary

Secondary

Federal

Total

236,944.23

236,944.23

Total Purchased Professional and Technical Services

\$236,944.23

\$236,944.23

600 Supplies

610 General Supplies

650 Supplies & Fees – Technology Related

1,307.20

1,307.20

48,998.14

48,998.14

Total Supplies

\$50,305.34

\$50,305.34

Total 1500 Nonpublic School Programs

\$287,249.57

\$287,249.57

General Fund (10)

	<u>Elementary</u>	<u>Secondary</u>	<u>Federal</u>	<u>Total</u>
1600 Adult Education Programs				
300 <u>Purchased Professional and Technical Services</u>				
329 Professional Educational Services – Other			20,000.00	20,000.00
Total Purchased Professional and Technical Services			\$20,000.00	\$20,000.00
500 <u>Other Purchased Services</u>				
566 Tuition To Institutions of Higher Education and Technical Institutes				828,713.00
Total Other Purchased Services				\$828,713.00
Total 1600 Adult Education Programs			\$20,000.00	\$848,713.00

General Fund (10)

2000 Support Services

Total

100 Personnel Services – Salaries

100 Personnel Services – Salaries 24,407,122.96

Total Personnel Services – Salaries \$24,407,122.96

200 Personnel Services – Employee Benefits

210 Group Insurance – Contracted Provider 5,145,641.33

220 Social Security Contributions 1,810,107.48

230 PSERS Retirement Contributions 8,083,839.43

240 Tuition Reimbursement 386,702.09

250 Unemployment Compensation 12,399.95

260 Workers' Compensation 255,019.10

280 Other Post-Employment Benefits (OPEB) 83,710.00

291 Other Retirement Plans 41,935.08

Total Personnel Services – Employee Benefits \$15,819,354.46

300 Purchased Professional and Technical Services

322 Professional Educational Services – Ius 450.00

329 Professional Educational Services – Other 807,393.79

330 Other Professional Services 756,813.81

340 Technical Services 76,190.99

360 Employee Training and Development Services 166,721.26

390 Other Purchased Professional and Technical Services 150,960.01

Total Purchased Professional and Technical Services \$1,958,529.86

400 Purchased Property Services

410 Cleaning Services 2,104,755.36

420 Utility Services 302,636.83

430 Repairs and Maintenance Services 1,112,929.86

440 Rentals 577,810.25

450 Construction Services 1,689.02

Total Purchased Property Services \$4,099,821.32

500 Other Purchased Services

511 Student Transportation Services from Another LEA Within the State 39,011.87

513 Contracted Carriers 51,093.00

515 Public Carriers 44,202.12

516 Student Transportation Services From the IU 113,197.17

520 Insurance – General 675,130.00

522 Automotive Liability Insurance 246,306.50

529 Other Insurance 8,405.00

530 Communications 175,631.13

549 Other Advertising/Public Relations 14,651.15

550 Printing and Binding 5,159.48

580 Travel 28,544.07

591 Services Purchased Locally 2,899.60

595 IU Payments By Withholding 87,278.35

Total Other Purchased Services \$1,491,509.44

LEA : 125239452 Upper Darby SD

Printed 1/23/2020 2:51:29 PM

General Fund (10)

2000 Support Services

Total

600 Supplies

610 General Supplies	937,886.80
620 Energy	1,893,688.02
630 Food	12,993.50
640 Books and Periodicals	33,819.79
650 Supplies & Fees – Technology Related	2,192,725.91

Total Supplies	\$5,071,114.02
-----------------------	-----------------------

700 Property

752 Capital Equipment – Original and Additional	40,483.93
762 Capitalized Equipment - Replacement	794,105.86
766 Capitalized Technology Equipment – Replacement	239,236.35

Total Property	\$1,073,826.14
-----------------------	-----------------------

800 Other Objects

810 Dues and Fees	131,593.56
-------------------	------------

Total Other Objects	\$131,593.56
----------------------------	---------------------

Total 2000 Support Services	\$54,052,871.76
------------------------------------	------------------------

General Fund (10)

	<u>Elementary</u>	<u>Secondary</u>	<u>Federal</u>	<u>Total</u>
2100 Support Services – Students				
100 Personnel Services – Salaries				
100 Personnel Services – Salaries	665,396.64	1,755,432.65	67,491.47	4,060,399.12
Total Personnel Services – Salaries	\$665,396.64	\$1,755,432.65	\$67,491.47	\$4,060,399.12
200 Personnel Services – Employee Benefits				
210 Group Insurance – Contracted Provider	183,024.63	417,163.95	15,982.00	1,052,994.81
220 Social Security Contributions	49,049.23	130,409.26	5,031.00	301,711.60
230 PSERS Retirement Contributions	233,199.82	586,143.00	11,280.56	1,356,113.08
260 Workers' Compensation	8,077.94	17,698.65		42,409.16
Total Personnel Services – Employee Benefits	\$473,351.62	\$1,151,414.86	\$32,293.56	\$2,753,228.65
300 Purchased Professional and Technical Services				
329 Professional Educational Services – Other	54,869.05	137,105.93		196,641.30
330 Other Professional Services	53,274.00			95,071.28
390 Other Purchased Professional and Technical Services	4,453.72	20,573.03	41,391.80	66,418.55
Total Purchased Professional and Technical Services	\$112,596.77	\$157,678.96	\$41,391.80	\$358,131.13
400 Purchased Property Services				
440 Rentals				4,180.24
Total Purchased Property Services				\$4,180.24
500 Other Purchased Services				
530 Communications				1,217.24
550 Printing and Binding	274.20	65.37		1,879.89
580 Travel	36.48	924.00		6,677.79
Total Other Purchased Services	\$310.68	\$989.37		\$9,774.92
600 Supplies				
610 General Supplies	18,267.32	47,148.16	1,336.15	69,014.71
650 Supplies & Fees – Technology Related	3,850.00	4,594.07	19,382.00	27,826.07
Total Supplies	\$22,117.32	\$51,742.23	\$20,718.15	\$96,840.78
800 Other Objects				
810 Dues and Fees	289.00	296.00		585.00
Total Other Objects	\$289.00	\$296.00		\$585.00
Total 2100 Support Services – Students	\$1,274,062.03	\$3,117,554.07	\$161,894.98	\$7,283,139.84

General Fund (10)

2110 Supervision of Student Services

	<u>Elementary</u>	<u>Secondary</u>	<u>Federal</u>	<u>Total</u>
100 Personnel Services – Salaries				
100 Personnel Services – Salaries	88,970.86	88,970.60		177,941.46
Total Personnel Services – Salaries	\$88,970.86	\$88,970.60		\$177,941.46
200 Personnel Services – Employee Benefits				
210 Group Insurance – Contracted Provider	17,635.51	17,635.51		35,271.02
220 Social Security Contributions	6,323.08	6,322.51		12,645.59
230 PSERS Retirement Contributions	29,283.31	29,282.94		58,566.25
260 Workers' Compensation	931.30	931.30		1,862.60
Total Personnel Services – Employee Benefits	\$54,173.20	\$54,172.26		\$108,345.46
500 Other Purchased Services				
550 Printing and Binding	274.20	65.37		339.57
580 Travel		395.45		395.45
Total Other Purchased Services	\$274.20	\$460.82		\$735.02
600 Supplies				
610 General Supplies	18,267.32	16,897.38		35,164.70
Total Supplies	\$18,267.32	\$16,897.38		\$35,164.70
800 Other Objects				
810 Dues and Fees	289.00	296.00		585.00
Total Other Objects	\$289.00	\$296.00		\$585.00
Total 2110 Supervision of Student Services	\$161,974.58	\$160,797.06		\$322,771.64

General Fund (10)

	<u>Elementary</u>	<u>Secondary</u>	<u>Federal</u>	<u>Total</u>
2111 Supervision of Student Services – Head of Component				
100 Personnel Services – Salaries				
100 Personnel Services – Salaries	88,970.86	88,970.60		177,941.46
Total Personnel Services – Salaries	\$88,970.86	\$88,970.60		\$177,941.46
200 Personnel Services – Employee Benefits				
210 Group Insurance – Contracted Provider	17,635.51	17,635.51		35,271.02
220 Social Security Contributions	6,323.08	6,322.51		12,645.59
230 PSERS Retirement Contributions	29,283.31	29,282.94		58,566.25
260 Workers' Compensation	931.30	931.30		1,862.60
Total Personnel Services – Employee Benefits	\$54,173.20	\$54,172.26		\$108,345.46
800 Other Objects				
810 Dues and Fees	289.00	296.00		585.00
Total Other Objects	\$289.00	\$296.00		\$585.00
Total 2111 Supervision of Student Services – Head of Component	\$143,433.06	\$143,438.86		\$286,871.92

General Fund (10)

2119 Supervision of Student Services – All Other Supervision

500 Other Purchased Services

550 Printing and Binding

580 Travel

Total Other Purchased Services

600 Supplies

610 General Supplies

Total Supplies

Total 2119 Supervision of Student Services – All Other Supervision

	<u>Elementary</u>	<u>Secondary</u>	<u>Federal</u>	<u>Total</u>
550 Printing and Binding	274.20	65.37		339.57
580 Travel		395.45		395.45
Total Other Purchased Services	\$274.20	\$460.82		\$735.02
610 General Supplies	18,267.32	16,897.38		35,164.70
Total Supplies	\$18,267.32	\$16,897.38		\$35,164.70
Total 2119 Supervision of Student Services – All Other Supervision	\$18,541.52	\$17,358.20		\$35,899.72

General Fund (10)

2120 Guidance Services

	<u>Elementary</u>	<u>Secondary</u>	<u>Federal</u>	<u>Total</u>
100 Personnel Services – Salaries				
100 Personnel Services – Salaries	203,804.24	1,292,387.18	67,491.47	1,563,682.89
Total Personnel Services – Salaries	\$203,804.24	\$1,292,387.18	\$67,491.47	\$1,563,682.89
200 Personnel Services – Employee Benefits				
210 Group Insurance – Contracted Provider	60,903.83	296,933.33	15,982.00	373,819.16
220 Social Security Contributions	15,202.46	96,343.85	5,031.00	116,577.31
230 PSERS Retirement Contributions	79,363.95	431,791.90	11,280.56	522,436.41
260 Workers' Compensation	2,458.98	12,592.61		15,051.59
Total Personnel Services – Employee Benefits	\$157,929.22	\$837,661.69	\$32,293.56	\$1,027,884.47
300 Purchased Professional and Technical Services				
329 Professional Educational Services – Other		396.80		396.80
390 Other Purchased Professional and Technical Services	4,453.72	20,573.03	41,391.80	66,418.55
Total Purchased Professional and Technical Services	\$4,453.72	\$20,969.83	\$41,391.80	\$66,815.35
500 Other Purchased Services				
580 Travel	36.48	528.55		565.03
Total Other Purchased Services	\$36.48	\$528.55		\$565.03
600 Supplies				
610 General Supplies		30,250.78	39.20	30,289.98
650 Supplies & Fees – Technology Related	3,850.00	4,594.07	19,382.00	27,826.07
Total Supplies	\$3,850.00	\$34,844.85	\$19,421.20	\$58,116.05
Total 2120 Guidance Services	\$370,073.66	\$2,186,392.10	\$160,598.03	\$2,717,063.79

General Fund (10)

2130 Attendance Services

Elementary

Secondary

Federal

Total

100 Personnel Services – Salaries

100 Personnel Services – Salaries

321,922.85

Total Personnel Services – Salaries

\$321,922.85

200 Personnel Services – Employee Benefits

210 Group Insurance – Contracted Provider

124,582.88

220 Social Security Contributions

24,155.56

230 PSERS Retirement Contributions

107,618.94

260 Workers' Compensation

3,175.05

Total Personnel Services – Employee Benefits

\$259,532.43

300 Purchased Professional and Technical Services

329 Professional Educational Services – Other

3,575.12

Total Purchased Professional and Technical Services

\$3,575.12

400 Purchased Property Services

440 Rentals

4,180.24

Total Purchased Property Services

\$4,180.24

500 Other Purchased Services

530 Communications

1,217.24

550 Printing and Binding

1,540.32

580 Travel

5,595.94

Total Other Purchased Services

\$8,353.50

600 Supplies

610 General Supplies

2,263.08

Total Supplies

\$2,263.08

Total 2130 Attendance Services

\$599,827.22

General Fund (10)

2140 Psychological Services	<u>Elementary</u>	<u>Secondary</u>	<u>Federal</u>	<u>Total</u>
100 Personnel Services – Salaries				
100 Personnel Services – Salaries	372,621.54	374,074.87		746,696.41
Total Personnel Services – Salaries	\$372,621.54	\$374,074.87		\$746,696.41
200 Personnel Services – Employee Benefits				
210 Group Insurance – Contracted Provider	104,485.29	102,595.11		207,080.40
220 Social Security Contributions	27,523.69	27,742.90		55,266.59
230 PSERS Retirement Contributions	124,552.56	125,068.16		249,620.72
260 Workers' Compensation	4,687.66	4,174.74		8,862.40
Total Personnel Services – Employee Benefits	\$261,249.20	\$259,580.91		\$520,830.11
300 Purchased Professional and Technical Services				
329 Professional Educational Services – Other	54,869.05	136,709.13		191,578.18
330 Other Professional Services	53,274.00			53,274.00
Total Purchased Professional and Technical Services	\$108,143.05	\$136,709.13		\$244,852.18
Total 2140 Psychological Services	\$742,013.79	\$770,364.91		\$1,512,378.70

General Fund (10)

	<u>Elementary</u>	<u>Secondary</u>	<u>Federal</u>	<u>Total</u>
2160 Social Work Services				
100 Personnel Services – Salaries				
100 Personnel Services – Salaries				1,250,155.51
Total Personnel Services – Salaries				\$1,250,155.51
200 Personnel Services – Employee Benefits				
210 Group Insurance – Contracted Provider				312,241.35
220 Social Security Contributions				93,066.55
230 PSERS Retirement Contributions				417,870.76
260 Workers' Compensation				13,457.52
Total Personnel Services – Employee Benefits				\$836,636.18
300 Purchased Professional and Technical Services				
329 Professional Educational Services – Other				1,091.20
330 Other Professional Services				41,797.28
Total Purchased Professional and Technical Services				\$42,888.48
500 Other Purchased Services				
580 Travel				121.37
Total Other Purchased Services				\$121.37
Total 2160 Social Work Services				\$2,129,801.54

General Fund (10)

2190 Other Student Services

Elementary

Secondary

Federal

Total

600 Supplies

610 General Supplies

1,296.95

1,296.95

Total Supplies

\$1,296.95

\$1,296.95

Total 2190 Other Student Services

\$1,296.95

\$1,296.95

General Fund (10)

	<u>Elementary</u>	<u>Secondary</u>	<u>Federal</u>	<u>Total</u>
2200 Support Services – Instructional Staff				
100 Personnel Services – Salaries				
100 Personnel Services – Salaries	1,908,329.77	1,048,423.58	210,810.76	3,167,564.11
Total Personnel Services – Salaries	\$1,908,329.77	\$1,048,423.58	\$210,810.76	\$3,167,564.11
200 Personnel Services – Employee Benefits				
210 Group Insurance – Contracted Provider	470,275.40	224,723.42	47,946.00	742,944.82
220 Social Security Contributions	140,879.38	78,136.44	15,452.35	234,468.17
230 PSERS Retirement Contributions	665,466.79	356,915.88	34,714.36	1,057,097.03
240 Tuition Reimbursement	112,116.22	194,626.87		306,743.09
250 Unemployment Compensation		16.89		16.89
260 Workers' Compensation	21,592.78	11,444.07		33,036.85
280 Other Post-Employment Benefits (OPEB)	15,000.00			15,000.00
Total Personnel Services – Employee Benefits	\$1,425,330.57	\$865,863.57	\$98,112.71	\$2,389,306.85
300 Purchased Professional and Technical Services				
329 Professional Educational Services – Other	16,281.73	1,782.12	477,659.85	495,723.70
360 Employee Training and Development Services	2,185.49	59,551.27	88,189.00	149,925.76
Total Purchased Professional and Technical Services	\$18,467.22	\$61,333.39	\$565,848.85	\$645,649.46
400 Purchased Property Services				
440 Rentals			10,942.00	10,942.00
Total Purchased Property Services			\$10,942.00	\$10,942.00
500 Other Purchased Services				
580 Travel	4,803.07	2,146.79	129.74	7,079.60
Total Other Purchased Services	\$4,803.07	\$2,146.79	\$129.74	\$7,079.60
600 Supplies				
610 General Supplies	4,029.52	5,691.43	20.30	9,741.25
630 Food	498.65	498.64		997.29
640 Books and Periodicals	9,927.46	14,720.25	8,342.61	32,990.32
650 Supplies & Fees – Technology Related	801,764.29	572,354.41		1,374,118.70
Total Supplies	\$816,219.92	\$593,264.73	\$8,362.91	\$1,417,847.56
800 Other Objects				
810 Dues and Fees	495.50	634.50		1,130.00
Total Other Objects	\$495.50	\$634.50		\$1,130.00
Total 2200 Support Services – Instructional Staff	\$4,173,646.05	\$2,571,666.56	\$894,206.97	\$7,639,519.58

General Fund (10)

2240 Computer-Assisted Instruction Support Services

600 Supplies

650 Supplies & Fees – Technology Related

Total Supplies

Total 2240 Computer-Assisted Instruction Support Services

	<u>Elementary</u>	<u>Secondary</u>	<u>Federal</u>	<u>Total</u>
650 Supplies & Fees – Technology Related	785,388.93	567,150.32		1,352,539.25
Total Supplies	\$785,388.93	\$567,150.32		\$1,352,539.25
Total 2240 Computer-Assisted Instruction Support Services	\$785,388.93	\$567,150.32		\$1,352,539.25

General Fund (10)

	<u>Elementary</u>	<u>Secondary</u>	<u>Federal</u>	<u>Total</u>
2250 School Library Services				
100 Personnel Services – Salaries				
100 Personnel Services – Salaries	358,360.67	172,368.91	168,593.65	699,323.23
Total Personnel Services – Salaries	\$358,360.67	\$172,368.91	\$168,593.65	\$699,323.23
200 Personnel Services – Employee Benefits				
210 Group Insurance – Contracted Provider	92,285.10	91,054.33	47,946.00	231,285.43
220 Social Security Contributions	26,241.78	12,752.60	12,519.28	51,513.66
230 PSERS Retirement Contributions	147,987.35	57,622.74	28,187.43	233,797.52
260 Workers' Compensation	3,268.59	1,829.40		5,097.99
Total Personnel Services – Employee Benefits	\$269,782.82	\$163,259.07	\$88,652.71	\$521,694.60
300 Purchased Professional and Technical Services				
329 Professional Educational Services – Other	14,674.65			14,674.65
Total Purchased Professional and Technical Services	\$14,674.65			\$14,674.65
600 Supplies				
610 General Supplies	1,628.53	3,295.71		4,924.24
640 Books and Periodicals	8,552.09	13,092.76		21,644.85
650 Supplies & Fees – Technology Related	13,645.86	2,474.59		16,120.45
Total Supplies	\$23,826.48	\$18,863.06		\$42,689.54
Total 2250 School Library Services	\$666,644.62	\$354,491.04	\$257,246.36	\$1,278,382.02

General Fund (10)

2260 Instruction and Curriculum Development Services

	<u>Elementary</u>	<u>Secondary</u>	<u>Federal</u>	<u>Total</u>
100 Personnel Services – Salaries				
100 Personnel Services – Salaries	900,212.33	662,684.91		1,562,897.24
Total Personnel Services – Salaries	\$900,212.33	\$662,684.91		\$1,562,897.24
200 Personnel Services – Employee Benefits				
210 Group Insurance – Contracted Provider	179,507.98	118,435.67		297,943.65
220 Social Security Contributions	66,104.73	49,215.12		115,319.85
230 PSERS Retirement Contributions	299,568.87	222,168.97		521,737.84
260 Workers' Compensation	8,605.93	7,300.51		15,906.44
280 Other Post-Employment Benefits (OPEB)	15,000.00			15,000.00
Total Personnel Services – Employee Benefits	\$568,787.51	\$397,120.27		\$965,907.78
500 Other Purchased Services				
580 Travel	2,169.36	1,697.70		3,867.06
Total Other Purchased Services	\$2,169.36	\$1,697.70		\$3,867.06
600 Supplies				
610 General Supplies	1,903.07	1,897.82	20.30	3,821.19
640 Books and Periodicals		312.00		312.00
Total Supplies	\$1,903.07	\$2,209.82	\$20.30	\$4,133.19
800 Other Objects				
810 Dues and Fees	495.50	634.50		1,130.00
Total Other Objects	\$495.50	\$634.50		\$1,130.00
Total 2260 Instruction and Curriculum Development Services	\$1,473,567.77	\$1,064,347.20	\$20.30	\$2,537,935.27

General Fund (10)

	<u>Elementary</u>	<u>Secondary</u>	<u>Federal</u>	<u>Total</u>
2270 Instructional Staff Professional Development Services				
100 Personnel Services – Salaries				
100 Personnel Services – Salaries	649,756.77	213,369.76	42,217.11	905,343.64
Total Personnel Services – Salaries	\$649,756.77	\$213,369.76	\$42,217.11	\$905,343.64
200 Personnel Services – Employee Benefits				
210 Group Insurance – Contracted Provider	198,482.32	15,233.42		213,715.74
220 Social Security Contributions	48,532.87	16,168.72	2,933.07	67,634.66
230 PSERS Retirement Contributions	217,910.57	77,124.17	6,526.93	301,561.67
240 Tuition Reimbursement	112,116.22	194,626.87		306,743.09
250 Unemployment Compensation		16.89		16.89
260 Workers' Compensation	9,718.26	2,314.16		12,032.42
	\$586,760.24	\$305,484.23	\$9,460.00	
300 Purchased Professional and Technical Services				
329 Professional Educational Services – Other	1,607.08	1,782.12	477,659.85	481,049.05
360 Employee Training and Development Services	2,185.49	59,551.27	88,189.00	149,925.76
Total Purchased Professional and Technical Services	\$3,792.57	\$61,333.39	\$565,848.85	\$630,974.81
400 Purchased Property Services				
440 Rentals			10,942.00	10,942.00
			\$10,942.00	\$10,942.00
500 Other Purchased Services				
580 Travel	2,633.71	449.09	129.74	3,212.54
	\$2,633.71	\$449.09	\$129.74	\$3,212.54
600 Supplies				
610 General Supplies	497.92	497.90		995.82
630 Food	498.65	498.64		997.29
640 Books and Periodicals	1,375.37	1,315.49	8,342.61	11,033.47
650 Supplies & Fees – Technology Related	2,729.50	2,729.50		5,459.00
Total Supplies	\$5,101.44	\$5,041.53	\$8,342.61	\$18,485.58
Total 2270 Instructional Staff Professional Development Services	\$1,248,044.73	\$585,678.00	\$636,940.31	\$2,470,663.04

General Fund (10)

2300 Support Services – Administration

	<u>Elementary</u>	<u>Secondary</u>	<u>Federal</u>	<u>Total</u>
100 Personnel Services – Salaries				
100 Personnel Services – Salaries	2,268,843.28	1,849,218.44	94,484.00	4,807,804.87
Total Personnel Services – Salaries	\$2,268,843.28	\$1,849,218.44	\$94,484.00	\$4,807,804.87
200 Personnel Services – Employee Benefits				
210 Group Insurance – Contracted Provider	588,476.45	524,279.48	15,982.00	1,230,961.31
220 Social Security Contributions	170,761.32	138,168.20	7,179.53	355,856.04
230 PSERS Retirement Contributions	746,143.91	633,111.35	15,793.05	1,583,949.50
260 Workers' Compensation	22,944.47	21,120.09		50,384.50
280 Other Post-Employment Benefits (OPEB)				68,710.00
291 Other Retirement Plans				22,000.00
Total Personnel Services – Employee Benefits	\$1,528,326.15	\$1,316,679.12	\$38,954.58	\$3,311,861.35
300 Purchased Professional and Technical Services				
329 Professional Educational Services – Other	13,720.74	27,324.00		41,044.74
330 Other Professional Services				521,539.03
340 Technical Services		26,439.20		26,439.20
Total Purchased Professional and Technical Services	\$13,720.74	\$53,763.20		\$589,022.97
400 Purchased Property Services				
430 Repairs and Maintenance Services	159.18			5,159.36
440 Rentals	14,841.93	4,712.13		21,109.54
450 Construction Services				99.47
Total Purchased Property Services	\$15,001.11	\$4,712.13		\$26,368.37
500 Other Purchased Services				
520 Insurance – General				675,130.00
530 Communications	6,592.58	18,975.45		45,968.56
549 Other Advertising/Public Relations				14,651.15
550 Printing and Binding				2,789.41
580 Travel	331.79	231.07		4,863.12
Total Other Purchased Services	\$6,924.37	\$19,206.52		\$743,402.24
600 Supplies				
610 General Supplies	1,075.66	10,025.20		13,927.15
630 Food		1,477.59		1,477.59
640 Books and Periodicals				263.89
650 Supplies & Fees – Technology Related				25,850.00
Total Supplies	\$1,075.66	\$11,502.79		\$41,518.63
800 Other Objects				
810 Dues and Fees	9,605.00	8,840.00		115,410.50
Total Other Objects	\$9,605.00	\$8,840.00		\$115,410.50
Total 2300 Support Services – Administration	\$3,843,496.31	\$3,263,922.20	\$133,438.58	\$9,635,388.93

General Fund (10)

2310 Board Services

Elementary Secondary Federal Total

100	<u>Personnel Services – Salaries</u>			
	100 Personnel Services – Salaries			56,975.76
Total Personnel Services – Salaries				\$56,975.76
200	<u>Personnel Services – Employee Benefits</u>			
	210 Group Insurance – Contracted Provider			11,468.55
	220 Social Security Contributions			3,926.84
	230 PSERS Retirement Contributions			18,506.62
	260 Workers' Compensation			569.24
Total Personnel Services – Employee Benefits				\$34,471.25
300	<u>Purchased Professional and Technical Services</u>			
	330 Other Professional Services			47,119.00
Total Purchased Professional and Technical Services				\$47,119.00
500	<u>Other Purchased Services</u>			
	520 Insurance – General			641,011.00
	549 Other Advertising/Public Relations			14,651.15
	550 Printing and Binding			2,789.41
	580 Travel			2,988.89
Total Other Purchased Services				\$661,440.45
600	<u>Supplies</u>			
	610 General Supplies			1,212.00
	650 Supplies & Fees – Technology Related			8,450.00
Total Supplies				\$9,662.00
800	<u>Other Objects</u>			
	810 Dues and Fees			20,360.00
Total Other Objects				\$20,360.00
Total 2310 Board Services				\$830,028.46

General Fund (10)

2320 Board Treasurer Services

Elementary

Secondary

Federal

Total

100 Personnel Services – Salaries

100 Personnel Services – Salaries

7,436.33

Total Personnel Services – Salaries

\$7,436.33

200 Personnel Services – Employee Benefits

220 Social Security Contributions

541.34

230 PSERS Retirement Contributions

2,486.01

260 Workers' Compensation

66.38

Total Personnel Services – Employee Benefits

\$3,093.73

Total 2320 Board Treasurer Services

\$10,530.06

General Fund (10)

	<u>Elementary</u>	<u>Secondary</u>	<u>Federal</u>	<u>Total</u>
2330 Tax Assessment and Collection Services				
100 Personnel Services – Salaries				
100 Personnel Services – Salaries				44,696.00
Total Personnel Services – Salaries				\$44,696.00
200 Personnel Services – Employee Benefits				
210 Group Insurance – Contracted Provider				15,166.33
220 Social Security Contributions				3,335.98
230 PSERS Retirement Contributions				14,941.88
260 Workers' Compensation				500.85
Total Personnel Services – Employee Benefits				\$33,945.04
300 Purchased Professional and Technical Services				
330 Other Professional Services				9,212.42
Total Purchased Professional and Technical Services				\$9,212.42
500 Other Purchased Services				
520 Insurance – General				34,119.00
530 Communications				20,400.53
Total Other Purchased Services				\$54,519.53
600 Supplies				
650 Supplies & Fees – Technology Related				17,400.00
Total Supplies				\$17,400.00
Total 2330 Tax Assessment and Collection Services				\$159,772.99

General Fund (10)

2350 Legal and Accounting Services

Elementary

Secondary

Federal

Total

300 Purchased Professional and Technical Services

330 Other Professional Services

465,207.61

Total Purchased Professional and Technical Services

\$465,207.61

800 Other Objects

810 Dues and Fees

67,143.50

Total Other Objects

\$67,143.50

Total 2350 Legal and Accounting Services

\$532,351.11

General Fund (10)

2360 Office of the Superintendent / Executive Director Services

Elementary

Secondary

Federal

Total

100 Personnel Services – Salaries

100 Personnel Services – Salaries 486,151.06

Total Personnel Services – Salaries \$486,151.06

200 Personnel Services – Employee Benefits

210 Group Insurance – Contracted Provider 75,588.50

220 Social Security Contributions 31,942.83

230 PSERS Retirement Contributions 152,966.68

260 Workers' Compensation 5,183.47

280 Other Post-Employment Benefits (OPEB) 68,710.00

291 Other Retirement Plans 22,000.00

Total Personnel Services – Employee Benefits \$356,391.48

400 Purchased Property Services

430 Repairs and Maintenance Services 5,000.18

440 Rentals 1,555.48

450 Construction Services 99.47

Total Purchased Property Services \$6,655.13

500 Other Purchased Services

580 Travel 1,311.37

Total Other Purchased Services \$1,311.37

600 Supplies

610 General Supplies 1,614.29

640 Books and Periodicals 263.89

Total Supplies \$1,878.18

800 Other Objects

810 Dues and Fees 9,462.00

Total Other Objects \$9,462.00

Total 2360 Office of the Superintendent / Executive Director Services \$861,849.22

General Fund (10)

	<u>Elementary</u>	<u>Secondary</u>	<u>Federal</u>	<u>Total</u>
2380 Office of the Principal Services				
100 Personnel Services – Salaries				
100 Personnel Services – Salaries	2,268,843.28	1,849,218.44	94,484.00	4,212,545.72
Total Personnel Services – Salaries	\$2,268,843.28	\$1,849,218.44	\$94,484.00	\$4,212,545.72
200 Personnel Services – Employee Benefits				
210 Group Insurance – Contracted Provider	588,476.45	524,279.48	15,982.00	1,128,737.93
220 Social Security Contributions	170,761.32	138,168.20	7,179.53	316,109.05
230 PSERS Retirement Contributions	746,143.91	633,111.35	15,793.05	1,395,048.31
260 Workers' Compensation	22,944.47	21,120.09		44,064.56
Total Personnel Services – Employee Benefits	\$1,528,326.15	\$1,316,679.12	\$38,954.58	\$2,883,959.85
300 Purchased Professional and Technical Services				
329 Professional Educational Services – Other	13,720.74	27,324.00		41,044.74
340 Technical Services		26,439.20		26,439.20
Total Purchased Professional and Technical Services	\$13,720.74	\$53,763.20		\$67,483.94
400 Purchased Property Services				
430 Repairs and Maintenance Services	159.18			159.18
440 Rentals	14,841.93	4,712.13		19,554.06
Total Purchased Property Services	\$15,001.11	\$4,712.13		\$19,713.24
500 Other Purchased Services				
530 Communications	6,592.58	18,975.45		25,568.03
580 Travel	331.79	231.07		562.86
Total Other Purchased Services	\$6,924.37	\$19,206.52		\$26,130.89
600 Supplies				
610 General Supplies	1,075.66	10,025.20		11,100.86
630 Food		1,477.59		1,477.59
Total Supplies	\$1,075.66	\$11,502.79		\$12,578.45
800 Other Objects				
810 Dues and Fees	9,605.00	8,840.00		18,445.00
Total Other Objects	\$9,605.00	\$8,840.00		\$18,445.00
Total 2380 Office of the Principal Services	\$3,843,496.31	\$3,263,922.20	\$133,438.58	\$7,240,857.09

General Fund (10)

	<u>Elementary</u>	<u>Secondary</u>	<u>Federal</u>	<u>Total</u>
2400 Support Services – Pupil Health				
100 Personnel Services – Salaries				
100 Personnel Services – Salaries				958,403.39
Total Personnel Services – Salaries				\$958,403.39
200 Personnel Services – Employee Benefits				
210 Group Insurance – Contracted Provider				243,704.03
220 Social Security Contributions				70,297.52
230 PSERS Retirement Contributions				306,317.63
260 Workers' Compensation				10,866.79
Total Personnel Services – Employee Benefits				\$631,185.97
300 Purchased Professional and Technical Services				
329 Professional Educational Services – Other				70,679.05
330 Other Professional Services				6,971.75
Total Purchased Professional and Technical Services				\$77,650.80
500 Other Purchased Services				
580 Travel				129.30
Total Other Purchased Services				\$129.30
600 Supplies				
610 General Supplies				19,806.19
Total Supplies				\$19,806.19
Total 2400 Support Services – Pupil Health				\$1,687,175.65

General Fund (10)

2420 Medical Services

Elementary

Secondary

Federal

Total

300 Purchased Professional and Technical Services

330 Other Professional Services

1,856.00

Total Purchased Professional and Technical Services

\$1,856.00

Total 2420 Medical Services

\$1,856.00

General Fund (10)

2430 Dental Services

Elementary

Secondary

Federal

Total

300 Purchased Professional and Technical Services

330 Other Professional Services

5,115.75

Total Purchased Professional and Technical Services

\$5,115.75

Total 2430 Dental Services

\$5,115.75

General Fund (10)

2440 Nursing Services

Elementary Secondary Federal Total

100 Personnel Services – Salaries				
100 Personnel Services – Salaries				911,527.53
Total Personnel Services – Salaries				\$911,527.53
200 Personnel Services – Employee Benefits				
210 Group Insurance – Contracted Provider				210,194.92
220 Social Security Contributions				66,867.46
230 PSERS Retirement Contributions				290,646.75
260 Workers' Compensation				9,477.89
Total Personnel Services – Employee Benefits				\$577,187.02
300 Purchased Professional and Technical Services				
329 Professional Educational Services – Other				70,679.05
Total Purchased Professional and Technical Services				\$70,679.05
500 Other Purchased Services				
580 Travel				129.30
Total Other Purchased Services				\$129.30
600 Supplies				
610 General Supplies				18,865.46
Total Supplies				\$18,865.46
Total 2440 Nursing Services				\$1,578,388.36

General Fund (10)

	<u>Elementary</u>	<u>Secondary</u>	<u>Federal</u>	<u>Total</u>
2450 Nonpublic Health Services				
100 Personnel Services – Salaries				
100 Personnel Services – Salaries				46,875.86
Total Personnel Services – Salaries				\$46,875.86
200 Personnel Services – Employee Benefits				
210 Group Insurance – Contracted Provider				33,509.11
220 Social Security Contributions				3,430.06
230 PSERS Retirement Contributions				15,670.88
260 Workers' Compensation				1,388.90
Total Personnel Services – Employee Benefits				\$53,998.95
600 Supplies				
610 General Supplies				940.73
Total Supplies				\$940.73
Total 2450 Nonpublic Health Services				\$101,815.54

General Fund (10)

2500 Support Services – Business

Elementary Secondary Federal Total

100 Personnel Services – Salaries

100 Personnel Services – Salaries 983,851.11

Total Personnel Services – Salaries \$983,851.11

200 Personnel Services – Employee Benefits

210 Group Insurance – Contracted Provider 266,475.21

220 Social Security Contributions 71,827.80

230 PSERS Retirement Contributions 326,154.92

260 Workers' Compensation 10,254.31

291 Other Retirement Plans 10,935.08

Total Personnel Services – Employee Benefits \$685,647.32

300 Purchased Professional and Technical Services

330 Other Professional Services 8,979.75

340 Technical Services 19,255.31

Total Purchased Professional and Technical Services \$28,235.06

400 Purchased Property Services

430 Repairs and Maintenance Services 5,209.05

440 Rentals 11,310.84

Total Purchased Property Services \$16,519.89

500 Other Purchased Services

530 Communications 20,489.33

580 Travel 659.34

Total Other Purchased Services \$21,148.67

600 Supplies

610 General Supplies 5,764.61

640 Books and Periodicals 87.00

650 Supplies & Fees – Technology Related 85,772.90

Total Supplies \$91,624.51

800 Other Objects

810 Dues and Fees 1,232.30

Total Other Objects \$1,232.30

Total 2500 Support Services – Business \$1,828,258.86

General Fund (10)

2510 Fiscal Services

Elementary Secondary Federal Total

100	<u>Personnel Services – Salaries</u>			
	100 Personnel Services – Salaries			758,264.21
Total Personnel Services – Salaries				\$758,264.21
200	<u>Personnel Services – Employee Benefits</u>			
	210 Group Insurance – Contracted Provider			171,990.94
	220 Social Security Contributions			54,815.84
	230 PSERS Retirement Contributions			251,326.22
	260 Workers' Compensation			7,886.85
	291 Other Retirement Plans			10,935.08
Total Personnel Services – Employee Benefits				\$496,954.93
300	<u>Purchased Professional and Technical Services</u>			
	330 Other Professional Services			8,979.75
	340 Technical Services			19,255.31
Total Purchased Professional and Technical Services				\$28,235.06
400	<u>Purchased Property Services</u>			
	430 Repairs and Maintenance Services			4,859.05
	440 Rentals			10,166.12
Total Purchased Property Services				\$15,025.17
500	<u>Other Purchased Services</u>			
	530 Communications			20,489.33
	580 Travel			659.34
Total Other Purchased Services				\$21,148.67
600	<u>Supplies</u>			
	610 General Supplies			5,015.63
	640 Books and Periodicals			87.00
	650 Supplies & Fees – Technology Related			85,772.90
Total Supplies				\$90,875.53
800	<u>Other Objects</u>			
	810 Dues and Fees			986.60
Total Other Objects				\$986.60
Total 2510 Fiscal Services				\$1,411,490.17

General Fund (10)

2511 Supervision of Fiscal Services - Head of Component

Elementary

Secondary

Federal

Total

100 Personnel Services – Salaries

100 Personnel Services – Salaries

157,983.18

Total Personnel Services – Salaries

\$157,983.18

200 Personnel Services – Employee Benefits

210 Group Insurance – Contracted Provider

25,623.01

220 Social Security Contributions

10,482.51

230 PSERS Retirement Contributions

50,652.09

260 Workers' Compensation

1,586.02

291 Other Retirement Plans

10,935.08

Total Personnel Services – Employee Benefits

\$99,278.71

800 Other Objects

810 Dues and Fees

250.00

Total Other Objects

\$250.00

Total 2511 Supervision of Fiscal Services - Head of Component

\$257,511.89

General Fund (10)

2513 Receiving and Disbursing Funds Services

Elementary

Secondary

Federal

Total

100 Personnel Services – Salaries

100 Personnel Services – Salaries

71,063.49

Total Personnel Services – Salaries

\$71,063.49

200 Personnel Services – Employee Benefits

210 Group Insurance – Contracted Provider

45,494.87

220 Social Security Contributions

5,274.72

230 PSERS Retirement Contributions

23,756.64

260 Workers' Compensation

1,557.86

Total Personnel Services – Employee Benefits

\$76,084.09

Total 2513 Receiving and Disbursing Funds Services

\$147,147.58

General Fund (10)

2514 Payroll Services

Elementary

Secondary

Federal

Total

100 Personnel Services – Salaries

100 Personnel Services – Salaries

109,807.00

Total Personnel Services – Salaries

\$109,807.00

200 Personnel Services – Employee Benefits

210 Group Insurance – Contracted Provider

30,330.90

220 Social Security Contributions

8,285.73

230 PSERS Retirement Contributions

36,708.55

260 Workers' Compensation

1,169.65

Total Personnel Services – Employee Benefits

\$76,494.83

Total 2514 Payroll Services

\$186,301.83

General Fund (10)

2515 Financial Accounting Services

Elementary

Secondary

Federal

Total

100 Personnel Services – Salaries

100 Personnel Services – Salaries

419,410.54

Total Personnel Services – Salaries

\$419,410.54

200 Personnel Services – Employee Benefits

210 Group Insurance – Contracted Provider

70,542.16

220 Social Security Contributions

30,772.88

230 PSERS Retirement Contributions

140,208.94

260 Workers' Compensation

3,573.32

Total Personnel Services – Employee Benefits

\$245,097.30

300 Purchased Professional and Technical Services

330 Other Professional Services

8,979.75

340 Technical Services

19,255.31

Total Purchased Professional and Technical Services

\$28,235.06

400 Purchased Property Services

430 Repairs and Maintenance Services

4,859.05

440 Rentals

10,166.12

Total Purchased Property Services

\$15,025.17

500 Other Purchased Services

530 Communications

20,489.33

580 Travel

659.34

Total Other Purchased Services

\$21,148.67

600 Supplies

610 General Supplies

5,015.63

640 Books and Periodicals

87.00

650 Supplies & Fees – Technology Related

85,772.90

Total Supplies

\$90,875.53

800 Other Objects

810 Dues and Fees

736.60

Total Other Objects

\$736.60

Total 2515 Financial Accounting Services

\$820,528.87

General Fund (10)

2520 Purchasing Services

Elementary

Secondary

Federal

Total

100 Personnel Services – Salaries

100 Personnel Services – Salaries

122,029.61

Total Personnel Services – Salaries

\$122,029.61

200 Personnel Services – Employee Benefits

210 Group Insurance – Contracted Provider

48,921.04

220 Social Security Contributions

9,283.12

230 PSERS Retirement Contributions

40,209.47

260 Workers' Compensation

1,225.97

Total Personnel Services – Employee Benefits

\$99,639.60

800 Other Objects

810 Dues and Fees

245.70

Total Other Objects

\$245.70

Total 2520 Purchasing Services

\$221,914.91

General Fund (10)

	<u>Elementary</u>	<u>Secondary</u>	<u>Federal</u>	<u>Total</u>
2540 Printing, Publishing and Duplicating Services				
100 Personnel Services – Salaries				
100 Personnel Services – Salaries				80,861.63
Total Personnel Services – Salaries				\$80,861.63
200 Personnel Services – Employee Benefits				
210 Group Insurance – Contracted Provider				30,396.90
220 Social Security Contributions				6,071.12
230 PSERS Retirement Contributions				27,032.01
260 Workers' Compensation				901.12
Total Personnel Services – Employee Benefits				\$64,401.15
400 Purchased Property Services				
430 Repairs and Maintenance Services				350.00
440 Rentals				1,144.72
Total Purchased Property Services				\$1,494.72
600 Supplies				
610 General Supplies				748.98
Total Supplies				\$748.98
Total 2540 Printing, Publishing and Duplicating Services				\$147,506.48

General Fund (10)

2590 Other Support Services – Business

Elementary

Secondary

Federal

Total

100 Personnel Services – Salaries

100 Personnel Services – Salaries

22,695.66

Total Personnel Services – Salaries

\$22,695.66

200 Personnel Services – Employee Benefits

210 Group Insurance – Contracted Provider

15,166.33

220 Social Security Contributions

1,657.72

230 PSERS Retirement Contributions

7,587.22

260 Workers' Compensation

240.37

Total Personnel Services – Employee Benefits

\$24,651.64

Total 2590 Other Support Services – Business

\$47,347.30

General Fund (10)

	<u>Elementary</u>	<u>Secondary</u>	<u>Federal</u>	<u>Total</u>
2600 Operation and Maintenance of Plant Services				
100 Personnel Services – Salaries				
100 Personnel Services – Salaries				4,449,879.84
Total Personnel Services – Salaries				\$4,449,879.84
200 Personnel Services – Employee Benefits				
210 Group Insurance – Contracted Provider				1,129,850.20
220 Social Security Contributions				332,190.12
230 PSERS Retirement Contributions				1,464,290.83
250 Unemployment Compensation				(748.93)
260 Workers' Compensation				47,268.78
Total Personnel Services – Employee Benefits				\$2,972,851.00
400 Purchased Property Services				
410 Cleaning Services				2,104,755.36
420 Utility Services				302,636.83
430 Repairs and Maintenance Services				969,132.64
440 Rentals				510,296.75
Total Purchased Property Services				\$3,886,821.58
500 Other Purchased Services				
529 Other Insurance				8,405.00
530 Communications				107,254.42
550 Printing and Binding				360.74
580 Travel				6,767.85
Total Other Purchased Services				\$122,788.01
600 Supplies				
610 General Supplies	283,266.46	299,573.95		582,840.41
620 Energy				1,452,602.89
650 Supplies & Fees – Technology Related				4,246.05
Total Supplies	\$283,266.46	\$299,573.95		\$2,039,689.35
700 Property				
752 Capital Equipment – Original and Additional				40,483.93
762 Capitalized Equipment - Replacement				184,523.99
Total Property				\$225,007.92
800 Other Objects				
810 Dues and Fees				8,324.36
Total Other Objects				\$8,324.36
Total 2600 Operation and Maintenance of Plant Services	\$283,266.46	\$299,573.95		\$13,705,362.06

General Fund (10)

	<u>Elementary</u>	<u>Secondary</u>	<u>Federal</u>	<u>Total</u>
2610 Supervision of Operation and Maintenance of Plant Services				
100 Personnel Services – Salaries				
100 Personnel Services – Salaries				252,564.16
Total Personnel Services – Salaries				\$252,564.16
200 Personnel Services – Employee Benefits				
210 Group Insurance – Contracted Provider				82,415.01
220 Social Security Contributions				18,886.78
230 PSERS Retirement Contributions				84,432.20
260 Workers' Compensation				2,971.89
Total Personnel Services – Employee Benefits				\$188,705.88
800 Other Objects				
810 Dues and Fees				550.00
Total Other Objects				\$550.00
Total 2610 Supervision of Operation and Maintenance of Plant Services				\$441,820.04

General Fund (10)

2611 Supervision of Operation and Maintenance of Plant Services – Head of Component

Elementary

Secondary

Federal

Total

100 Personnel Services – Salaries

100 Personnel Services – Salaries

137,113.46

Total Personnel Services – Salaries

\$137,113.46

200 Personnel Services – Employee Benefits

210 Group Insurance – Contracted Provider

33,977.97

220 Social Security Contributions

10,282.24

230 PSERS Retirement Contributions

45,837.02

260 Workers' Compensation

1,335.59

Total Personnel Services – Employee Benefits

\$91,432.82

800 Other Objects

810 Dues and Fees

300.00

Total Other Objects

\$300.00

Total 2611 Supervision of Operation and Maintenance of Plant Services – Head of Component

\$228,846.28

General Fund (10)

2619 Supervision of Operation and Maintenance of Plant Services – All Other Supervision

Elementary

Secondary

Federal

Total

100 Personnel Services – Salaries

100 Personnel Services – Salaries

115,450.70

Total Personnel Services – Salaries

\$115,450.70

200 Personnel Services – Employee Benefits

210 Group Insurance – Contracted Provider

48,437.04

220 Social Security Contributions

8,604.54

230 PSERS Retirement Contributions

38,595.18

260 Workers' Compensation

1,636.30

Total Personnel Services – Employee Benefits

\$97,273.06

800 Other Objects

810 Dues and Fees

250.00

Total Other Objects

\$250.00

Total 2619 Supervision of Operation and Maintenance of Plant Services – All Other Supervision

\$212,973.76

General Fund (10)

	<u>Elementary</u>	<u>Secondary</u>	<u>Federal</u>	<u>Total</u>
2620 Operation of Buildings Services				
100 Personnel Services – Salaries				
100 Personnel Services – Salaries				1,705,205.42
Total Personnel Services – Salaries				\$1,705,205.42
200 Personnel Services – Employee Benefits				
210 Group Insurance – Contracted Provider				608,096.53
220 Social Security Contributions				125,431.60
230 PSERS Retirement Contributions				551,396.22
260 Workers' Compensation				18,342.30
Total Personnel Services – Employee Benefits				\$1,303,266.65
400 Purchased Property Services				
410 Cleaning Services				2,104,755.36
420 Utility Services				302,636.83
430 Repairs and Maintenance Services				799,365.69
440 Rentals				510,296.75
Total Purchased Property Services				\$3,717,054.63
500 Other Purchased Services				
529 Other Insurance				8,405.00
530 Communications				107,254.42
550 Printing and Binding				360.74
580 Travel				3,447.24
Total Other Purchased Services				\$119,467.40
600 Supplies				
610 General Supplies	227,561.79	243,410.38		470,972.17
620 Energy				1,452,602.89
Total Supplies	\$227,561.79	\$243,410.38		\$1,923,575.06
700 Property				
762 Capitalized Equipment - Replacement				28,302.00
Total Property				\$28,302.00
800 Other Objects				
810 Dues and Fees				7,524.36
Total Other Objects				\$7,524.36
Total 2620 Operation of Buildings Services	\$227,561.79	\$243,410.38		\$8,804,395.52

General Fund (10)

	<u>Elementary</u>	<u>Secondary</u>	<u>Federal</u>	<u>Total</u>
2630 Care and Upkeep of Grounds Services				
100 Personnel Services – Salaries				
100 Personnel Services – Salaries				542,672.77
Total Personnel Services – Salaries				\$542,672.77
200 Personnel Services – Employee Benefits				
210 Group Insurance – Contracted Provider				258,441.92
220 Social Security Contributions				39,847.16
230 PSERS Retirement Contributions				180,395.91
250 Unemployment Compensation				38.29
260 Workers' Compensation				6,209.31
Total Personnel Services – Employee Benefits				\$484,932.59
400 Purchased Property Services				
430 Repairs and Maintenance Services				146,810.36
Total Purchased Property Services				\$146,810.36
600 Supplies				
610 General Supplies	29,034.23	28,477.32		57,511.55
Total Supplies	\$29,034.23	\$28,477.32		\$57,511.55
700 Property				
752 Capital Equipment – Original and Additional				15,483.93
Total Property				\$15,483.93
Total 2630 Care and Upkeep of Grounds Services	\$29,034.23	\$28,477.32		\$1,247,411.20

General Fund (10)

	<u>Elementary</u>	<u>Secondary</u>	<u>Federal</u>	<u>Total</u>
2640 Care and Upkeep of Equipment Services				
100 Personnel Services – Salaries				
100 Personnel Services – Salaries				335,857.76
Total Personnel Services – Salaries				\$335,857.76
200 Personnel Services – Employee Benefits				
210 Group Insurance – Contracted Provider				136,823.44
220 Social Security Contributions				24,932.70
230 PSERS Retirement Contributions				110,497.30
260 Workers' Compensation				3,726.19
Total Personnel Services – Employee Benefits				\$275,979.63
400 Purchased Property Services				
430 Repairs and Maintenance Services				23,165.64
Total Purchased Property Services				\$23,165.64
500 Other Purchased Services				
580 Travel				2,696.67
				\$2,696.67
600 Supplies				
610 General Supplies	6,175.66	10,185.54		16,361.20
650 Supplies & Fees – Technology Related				4,246.05
Total Supplies	\$6,175.66	\$10,185.54		\$20,607.25
Total 2640 Care and Upkeep of Equipment Services	\$6,175.66	\$10,185.54		\$658,306.95

General Fund (10)

	<u>Elementary</u>	<u>Secondary</u>	<u>Federal</u>	<u>Total</u>
2660 Safety and Security Services				
100 Personnel Services – Salaries				
100 Personnel Services – Salaries				1,613,579.73
Total Personnel Services – Salaries				\$1,613,579.73
200 Personnel Services – Employee Benefits				
210 Group Insurance – Contracted Provider				44,073.30
220 Social Security Contributions				123,091.88
230 PSERS Retirement Contributions				537,569.20
250 Unemployment Compensation				(787.22)
260 Workers' Compensation				16,019.09
Total Personnel Services – Employee Benefits				\$719,966.25
400 Purchased Property Services				
430 Repairs and Maintenance Services				(209.05)
Total Purchased Property Services				(\$209.05)
500 Other Purchased Services				
580 Travel				623.94
Total Other Purchased Services				\$623.94
600 Supplies				
610 General Supplies	20,494.78	17,500.71		37,995.49
Total Supplies	\$20,494.78	\$17,500.71		\$37,995.49
700 Property				
752 Capital Equipment – Original and Additional				25,000.00
762 Capitalized Equipment - Replacement				156,221.99
Total Property				\$181,221.99
800 Other Objects				
810 Dues and Fees				250.00
Total Other Objects				\$250.00
Total 2660 Safety and Security Services	\$20,494.78	\$17,500.71		\$2,553,428.35

LEA : 125239452 Upper Darby SD

Printed 1/23/2020 2:51:29 PM

General Fund (10)

2700 Student Transportation Services

Elementary Secondary Federal Total

100	<u>Personnel Services – Salaries</u>			
	100 Personnel Services – Salaries			5,121,638.86
Total Personnel Services – Salaries				\$5,121,638.86
200	<u>Personnel Services – Employee Benefits</u>			
	210 Group Insurance – Contracted Provider			258,216.94
	220 Social Security Contributions			382,938.79
	230 PSERS Retirement Contributions			1,711,947.06
	250 Unemployment Compensation			13,131.99
	260 Workers' Compensation			52,164.62
Total Personnel Services – Employee Benefits				\$2,418,399.40
300	<u>Purchased Professional and Technical Services</u>			
	329 Professional Educational Services – Other			3,305.00
	390 Other Purchased Professional and Technical Services			6,770.87
Total Purchased Professional and Technical Services				\$10,075.87
400	<u>Purchased Property Services</u>			
	430 Repairs and Maintenance Services			133,428.81
	440 Rentals			14,093.68
Total Purchased Property Services				\$147,522.49
500	<u>Other Purchased Services</u>			
	511 Student Transportation Services from Another LEA Within the State			39,011.87
	513 Contracted Carriers			51,093.00
	515 Public Carriers			44,202.12
	516 Student Transportation Services From the IU			113,197.17
	522 Automotive Liability Insurance			246,306.50
	530 Communications			701.58
	550 Printing and Binding			129.44
	591 Services Purchased Locally			2,899.60
Total Other Purchased Services				\$497,541.28
600	<u>Supplies</u>			
	610 General Supplies			228,544.00
	620 Energy			441,085.13
	650 Supplies & Fees – Technology Related			30,032.78
Total Supplies				\$699,661.91
700	<u>Property</u>			
	762 Capitalized Equipment - Replacement			609,581.87
Total Property				\$609,581.87
800	<u>Other Objects</u>			
	810 Dues and Fees			617.40
Total Other Objects				\$617.40
Total 2700 Student Transportation Services				\$9,505,039.08

General Fund (10)

2710 Supervision of Student Transportation Services

Elementary

Secondary

Federal

Total

100 Personnel Services – Salaries

100 Personnel Services – Salaries

270,826.88

Total Personnel Services – Salaries

\$270,826.88

200 Personnel Services – Employee Benefits

210 Group Insurance – Contracted Provider

75,926.18

220 Social Security Contributions

19,279.87

230 PSERS Retirement Contributions

86,364.02

260 Workers' Compensation

2,628.95

Total Personnel Services – Employee Benefits

\$184,199.02

800 Other Objects

810 Dues and Fees

467.40

Total Other Objects

\$467.40

Total 2710 Supervision of Student Transportation Services

\$455,493.30

General Fund (10)

	<u>Elementary</u>	<u>Secondary</u>	<u>Federal</u>	<u>Total</u>
2711 Supervision of Student Transportation Services – Head of Component				
100 Personnel Services – Salaries				
100 Personnel Services – Salaries				69,111.68
Total Personnel Services – Salaries				\$69,111.68
200 Personnel Services – Employee Benefits				
210 Group Insurance – Contracted Provider				25,619.59
220 Social Security Contributions				4,896.28
230 PSERS Retirement Contributions				21,932.86
260 Workers' Compensation				667.80
Total Personnel Services – Employee Benefits				\$53,116.53
800 Other Objects				
810 Dues and Fees				300.00
Total Other Objects				\$300.00
Total 2711 Supervision of Student Transportation Services – Head of Component				\$122,528.21

General Fund (10)

2719 Supervision of Student Transportation Services – All Other Supervision

Elementary

Secondary

Federal

Total

100 Personnel Services – Salaries

100 Personnel Services – Salaries

201,715.20

Total Personnel Services – Salaries

\$201,715.20

200 Personnel Services – Employee Benefits

210 Group Insurance – Contracted Provider

50,306.59

220 Social Security Contributions

14,383.59

230 PSERS Retirement Contributions

64,431.16

260 Workers' Compensation

1,961.15

Total Personnel Services – Employee Benefits

\$131,082.49

800 Other Objects

810 Dues and Fees

167.40

Total Other Objects

\$167.40

Total 2719 Supervision of Student Transportation Services – All Other Supervision

\$332,965.09

General Fund (10)

2720 Vehicle Operation Services

Elementary Secondary Federal Total

100	<u>Personnel Services – Salaries</u>			
	100 Personnel Services – Salaries			2,988,648.55
Total Personnel Services – Salaries				\$2,988,648.55
200	<u>Personnel Services – Employee Benefits</u>			
	210 Group Insurance – Contracted Provider			10,374.25
	220 Social Security Contributions			226,772.55
	230 PSERS Retirement Contributions			1,015,795.47
	250 Unemployment Compensation			11,397.07
	260 Workers' Compensation			30,911.78
Total Personnel Services – Employee Benefits				\$1,295,251.12
300	<u>Purchased Professional and Technical Services</u>			
	329 Professional Educational Services – Other			3,305.00
Total Purchased Professional and Technical Services				\$3,305.00
500	<u>Other Purchased Services</u>			
	511 Student Transportation Services from Another LEA Within the State			39,011.87
	513 Contracted Carriers			51,093.00
	515 Public Carriers			44,202.12
	516 Student Transportation Services From the IU			113,197.17
Total Other Purchased Services				\$247,504.16
600	<u>Supplies</u>			
	610 General Supplies			1,086.76
	650 Supplies & Fees – Technology Related			30,032.78
Total Supplies				\$31,119.54
Total 2720 Vehicle Operation Services				\$4,565,828.37

General Fund (10)

2730 Monitoring Services

Elementary

Secondary

Federal

Total

100 Personnel Services – Salaries

100 Personnel Services – Salaries

698,386.96

Total Personnel Services – Salaries

\$698,386.96

200 Personnel Services – Employee Benefits

220 Social Security Contributions

52,875.66

230 PSERS Retirement Contributions

233,470.85

250 Unemployment Compensation

1,734.92

260 Workers' Compensation

7,172.78

Total Personnel Services – Employee Benefits

\$295,254.21

Total 2730 Monitoring Services

\$993,641.17

General Fund (10)

2740 Vehicle Servicing and Maintenance Services

Elementary

Secondary

Federal

Total

100 Personnel Services – Salaries

100 Personnel Services – Salaries

153,228.47

Total Personnel Services – Salaries

\$153,228.47

200 Personnel Services – Employee Benefits

210 Group Insurance – Contracted Provider

115,769.15

220 Social Security Contributions

9,029.98

230 PSERS Retirement Contributions

40,450.29

260 Workers' Compensation

1,231.00

Total Personnel Services – Employee Benefits

\$166,480.42

300 Purchased Professional and Technical Services

390 Other Purchased Professional and Technical Services

6,770.87

Total Purchased Professional and Technical Services

\$6,770.87

400 Purchased Property Services

430 Repairs and Maintenance Services

133,428.81

440 Rentals

14,093.68

Total Purchased Property Services

\$147,522.49

500 Other Purchased Services

522 Automotive Liability Insurance

246,306.50

530 Communications

701.58

550 Printing and Binding

129.44

591 Services Purchased Locally

2,899.60

Total Other Purchased Services

\$250,037.12

600 Supplies

610 General Supplies

227,457.24

620 Energy

441,085.13

Total Supplies

\$668,542.37

700 Property

762 Capitalized Equipment - Replacement

609,581.87

Total Property

\$609,581.87

800 Other Objects

810 Dues and Fees

150.00

Total Other Objects

\$150.00

Total 2740 Vehicle Servicing and Maintenance Services

\$2,002,313.61

General Fund (10)

	<u>Elementary</u>	<u>Secondary</u>	<u>Federal</u>	<u>Total</u>
2750 Nonpublic Transportation				
100 Personnel Services – Salaries				
100 Personnel Services – Salaries				1,010,548.00
Total Personnel Services – Salaries				\$1,010,548.00
200 Personnel Services – Employee Benefits				
210 Group Insurance – Contracted Provider				56,147.36
220 Social Security Contributions				74,980.73
230 PSERS Retirement Contributions				335,866.43
260 Workers' Compensation				10,220.11
Total Personnel Services – Employee Benefits				\$477,214.63
Total 2750 Nonpublic Transportation				\$1,487,762.63

General Fund (10)

2800 Support Services – Central

Elementary Secondary Federal Total

100	<u>Personnel Services – Salaries</u>			
	100 Personnel Services – Salaries			857,581.66
Total Personnel Services – Salaries				\$857,581.66
200	<u>Personnel Services – Employee Benefits</u>			
	210 Group Insurance – Contracted Provider			220,494.01
	220 Social Security Contributions			60,817.44
	230 PSERS Retirement Contributions			277,969.38
	240 Tuition Reimbursement			79,959.00
	260 Workers' Compensation			8,634.09
	291 Other Retirement Plans			9,000.00
Total Personnel Services – Employee Benefits				\$656,873.92
300	<u>Purchased Professional and Technical Services</u>			
	322 Professional Educational Services – Ius			450.00
	330 Other Professional Services			124,252.00
	340 Technical Services			30,496.48
	360 Employee Training and Development Services			16,795.50
	390 Other Purchased Professional and Technical Services			77,770.59
Total Purchased Professional and Technical Services				\$249,764.57
400	<u>Purchased Property Services</u>			
	440 Rentals			5,877.20
	450 Construction Services			1,589.55
Total Purchased Property Services				\$7,466.75
500	<u>Other Purchased Services</u>			
	580 Travel			2,367.07
Total Other Purchased Services				\$2,367.07
600	<u>Supplies</u>			
	610 General Supplies			8,248.48
	630 Food			10,518.62
	640 Books and Periodicals			478.58
	650 Supplies & Fees – Technology Related			644,879.41
Total Supplies				\$664,125.09
700	<u>Property</u>			
	766 Capitalized Technology Equipment – Replacement			239,236.35
Total Property				\$239,236.35
800	<u>Other Objects</u>			
	810 Dues and Fees		50.00	4,294.00
Total Other Objects			\$50.00	\$4,294.00
Total 2800 Support Services – Central			\$50.00	\$2,681,709.41

General Fund (10)

2810 Planning, Research, Development and Evaluation Services

	<u>Elementary</u>	<u>Secondary</u>	<u>Federal</u>	<u>Total</u>
100 Personnel Services – Salaries				
100 Personnel Services – Salaries				44,013.00
Total Personnel Services – Salaries				\$44,013.00
200 Personnel Services – Employee Benefits				
210 Group Insurance – Contracted Provider				33,271.62
220 Social Security Contributions				3,288.48
230 PSERS Retirement Contributions				14,713.60
Total Personnel Services – Employee Benefits				\$51,273.70
300 Purchased Professional and Technical Services				
330 Other Professional Services				17,500.00
Total Purchased Professional and Technical Services				\$17,500.00
600 Supplies				
650 Supplies & Fees – Technology Related				3,750.00
Total Supplies				\$3,750.00
Total 2810 Planning, Research, Development and Evaluation Services				\$116,536.70

General Fund (10)

2820 Information Services

Elementary Secondary Federal Total

100	<u>Personnel Services – Salaries</u>			
	100 Personnel Services – Salaries			161,953.21
Total Personnel Services – Salaries				\$161,953.21
200	<u>Personnel Services – Employee Benefits</u>			
	210 Group Insurance – Contracted Provider			49,691.37
	220 Social Security Contributions			12,166.39
	230 PSERS Retirement Contributions			49,380.89
	260 Workers' Compensation			2,009.43
Total Personnel Services – Employee Benefits				\$113,248.08
300	<u>Purchased Professional and Technical Services</u>			
	330 Other Professional Services			5,640.00
	390 Other Purchased Professional and Technical Services			77,770.59
Total Purchased Professional and Technical Services				\$83,410.59
400	<u>Purchased Property Services</u>			
	440 Rentals			1,621.68
	450 Construction Services			286.26
Total Purchased Property Services				\$1,907.94
500	<u>Other Purchased Services</u>			
	580 Travel			370.49
Total Other Purchased Services				\$370.49
600	<u>Supplies</u>			
	610 General Supplies			1,779.46
	630 Food			10,518.62
	650 Supplies & Fees – Technology Related			56,569.02
Total Supplies				\$68,867.10
800	<u>Other Objects</u>			
	810 Dues and Fees			95.00
Total Other Objects				\$95.00
Total 2820 Information Services				\$429,852.41

General Fund (10)

2821 Supervision of Information Services

Elementary

Secondary

Federal

Total

100 Personnel Services – Salaries

100 Personnel Services – Salaries

109,771.35

Total Personnel Services – Salaries

\$109,771.35

200 Personnel Services – Employee Benefits

210 Group Insurance – Contracted Provider

34,520.67

220 Social Security Contributions

8,244.01

230 PSERS Retirement Contributions

32,537.22

260 Workers' Compensation

1,362.75

Total Personnel Services – Employee Benefits

\$76,664.65

800 Other Objects

810 Dues and Fees

95.00

Total Other Objects

\$95.00

Total 2821 Supervision of Information Services

\$186,531.00

General Fund (10)

	<u>Elementary</u>	<u>Secondary</u>	<u>Federal</u>	<u>Total</u>
2823 Public Information Services				
300 <u>Purchased Professional and Technical Services</u>				
330 Other Professional Services				5,640.00
390 Other Purchased Professional and Technical Services				77,770.59
Total Purchased Professional and Technical Services				\$83,410.59
600 <u>Supplies</u>				
610 General Supplies				1,779.46
630 Food				10,518.62
650 Supplies & Fees – Technology Related				56,569.02
Total Supplies				\$68,867.10
Total 2823 Public Information Services				\$152,277.69

General Fund (10)

	<u>Elementary</u>	<u>Secondary</u>	<u>Federal</u>	<u>Total</u>
2824 Management Information Services				
400 <u>Purchased Property Services</u>				
440 Rentals				1,621.68
450 Construction Services				286.26
Total Purchased Property Services				\$1,907.94
500 <u>Other Purchased Services</u>				
580 Travel				370.49
Total Other Purchased Services				\$370.49
Total 2824 Management Information Services				\$2,278.43

General Fund (10)

2829 Other Information Services

Elementary

Secondary

Federal

Total

100 Personnel Services – Salaries

100 Personnel Services – Salaries

52,181.86

Total Personnel Services – Salaries

\$52,181.86

200 Personnel Services – Employee Benefits

210 Group Insurance – Contracted Provider

15,170.70

220 Social Security Contributions

3,922.38

230 PSERS Retirement Contributions

16,843.67

260 Workers' Compensation

646.68

Total Personnel Services – Employee Benefits

\$36,583.43

Total 2829 Other Information Services

\$88,765.29

General Fund (10)

2830 Staff Services

Elementary Secondary Federal Total

100 Personnel Services – Salaries
100 Personnel Services – Salaries 316,776.37

Total Personnel Services – Salaries \$316,776.37

200 Personnel Services – Employee Benefits
210 Group Insurance – Contracted Provider 67,524.40
220 Social Security Contributions 22,133.53
230 PSERS Retirement Contributions 103,834.61
240 Tuition Reimbursement 79,959.00
260 Workers' Compensation 3,127.78
291 Other Retirement Plans 9,000.00

Total Personnel Services – Employee Benefits \$285,579.32

300 Purchased Professional and Technical Services
322 Professional Educational Services – Ius 450.00
330 Other Professional Services 76,112.00
360 Employee Training and Development Services 16,795.50

Total Purchased Professional and Technical Services \$93,357.50

400 Purchased Property Services
440 Rentals 4,255.52
450 Construction Services 1,303.29

Total Purchased Property Services \$5,558.81

500 Other Purchased Services
580 Travel 1,496.79

Total Other Purchased Services \$1,496.79

600 Supplies
610 General Supplies 3,445.37
640 Books and Periodicals 478.58
650 Supplies & Fees – Technology Related 43,757.18

Total Supplies \$47,681.13

800 Other Objects
810 Dues and Fees 3,849.00

Total Other Objects \$3,849.00

Total 2830 Staff Services \$754,298.92

General Fund (10)

2831 Supervision of Staff Services

Elementary

Secondary

Federal

Total

100 Personnel Services – Salaries

100 Personnel Services – Salaries

209,733.76

Total Personnel Services – Salaries

\$209,733.76

200 Personnel Services – Employee Benefits

210 Group Insurance – Contracted Provider

37,193.50

220 Social Security Contributions

14,111.81

230 PSERS Retirement Contributions

68,050.22

260 Workers' Compensation

2,121.06

291 Other Retirement Plans

9,000.00

Total Personnel Services – Employee Benefits

\$130,476.59

500 Other Purchased Services

580 Travel

1,496.79

Total Other Purchased Services

\$1,496.79

800 Other Objects

810 Dues and Fees

2,770.00

Total Other Objects

\$2,770.00

Total 2831 Supervision of Staff Services

\$344,477.14

General Fund (10)

2833 Staff Accounting Services

Elementary

Secondary

Federal

Total

100 Personnel Services – Salaries

100 Personnel Services – Salaries 107,042.61

Total Personnel Services – Salaries \$107,042.61

200 Personnel Services – Employee Benefits

210 Group Insurance – Contracted Provider 30,330.90

220 Social Security Contributions 8,021.72

230 PSERS Retirement Contributions 35,784.39

260 Workers' Compensation 1,006.72

Total Personnel Services – Employee Benefits \$75,143.73

300 Purchased Professional and Technical Services

322 Professional Educational Services – Ius 450.00

330 Other Professional Services 26,000.00

Total Purchased Professional and Technical Services \$26,450.00

400 Purchased Property Services

440 Rentals 4,255.52

450 Construction Services 1,303.29

Total Purchased Property Services \$5,558.81

600 Supplies

610 General Supplies 3,413.92

640 Books and Periodicals 478.58

650 Supplies & Fees – Technology Related 43,757.18

Total Supplies \$47,649.68

800 Other Objects

810 Dues and Fees 1,079.00

Total Other Objects \$1,079.00

Total 2833 Staff Accounting Services \$262,923.83

General Fund (10)

	<u>Elementary</u>	<u>Secondary</u>	<u>Federal</u>	<u>Total</u>
2834 Staff Development Services – Non-Instructional, Certified Staff Only				
200 Personnel Services – Employee Benefits				
240 Tuition Reimbursement				63,612.00
Total Personnel Services – Employee Benefits				\$63,612.00
300 Purchased Professional and Technical Services				
330 Other Professional Services				50,112.00
360 Employee Training and Development Services				8,215.67
Total Purchased Professional and Technical Services				\$58,327.67
Total 2834 Staff Development Services – Non-Instructional, Certified Staff Only				\$121,939.67

General Fund (10)

	<u>Elementary</u>	<u>Secondary</u>	<u>Federal</u>	<u>Total</u>
2836 Staff Development Services – Non-Instructional, Non-Certified Staff Only				
200 Personnel Services – Employee Benefits				
240 Tuition Reimbursement				16,347.00
Total Personnel Services – Employee Benefits				\$16,347.00
300 Purchased Professional and Technical Services				
360 Employee Training and Development Services				8,579.83
Total Purchased Professional and Technical Services				\$8,579.83
Total 2836 Staff Development Services – Non-Instructional, Non-Certified Staff Only				\$24,926.83

LEA : 125239452 Upper Darby SD

Printed 1/23/2020 2:51:29 PM

General Fund (10)

2839 Other Staff Services

Elementary

Secondary

Federal

Total

600 Supplies

610 General Supplies

31.45

Total Supplies

\$31.45

Total 2839 Other Staff Services

\$31.45

General Fund (10)

2840 Data Processing Services

Elementary

Secondary

Federal

Total

100 Personnel Services – Salaries

100 Personnel Services – Salaries

190,143.12

Total Personnel Services – Salaries

\$190,143.12

200 Personnel Services – Employee Benefits

210 Group Insurance – Contracted Provider

49,906.32

220 Social Security Contributions

13,068.26

230 PSERS Retirement Contributions

62,581.42

260 Workers' Compensation

2,004.39

Total Personnel Services – Employee Benefits

\$127,560.39

300 Purchased Professional and Technical Services

330 Other Professional Services

25,000.00

340 Technical Services

30,496.48

Total Purchased Professional and Technical Services

\$55,496.48

500 Other Purchased Services

580 Travel

499.79

Total Other Purchased Services

\$499.79

600 Supplies

610 General Supplies

3,023.65

650 Supplies & Fees – Technology Related

540,803.21

Total Supplies

\$543,826.86

700 Property

766 Capitalized Technology Equipment – Replacement

239,236.35

Total Property

\$239,236.35

800 Other Objects

810 Dues and Fees

250.00

Total Other Objects

\$250.00

Total 2840 Data Processing Services

\$1,157,012.99

General Fund (10)

2850 State and Federal Agency Liaison Services

Elementary

Secondary

Federal

Total

100 Personnel Services – Salaries

100 Personnel Services – Salaries

144,695.96

Total Personnel Services – Salaries

\$144,695.96

200 Personnel Services – Employee Benefits

210 Group Insurance – Contracted Provider

20,100.30

220 Social Security Contributions

10,160.78

230 PSERS Retirement Contributions

47,458.86

260 Workers' Compensation

1,492.49

Total Personnel Services – Employee Benefits

\$79,212.43

800 Other Objects

810 Dues and Fees

50.00

100.00

Total Other Objects

\$50.00

\$100.00

Total 2850 State and Federal Agency Liaison Services

\$50.00

\$224,008.39

General Fund (10)

2900 Other Support Services

Elementary

Secondary

Federal

Total

500 Other Purchased Services

595 IU Payments By Withholding

87,278.35

Total Other Purchased Services

\$87,278.35

Total 2900 Other Support Services

\$87,278.35

General Fund (10)

2910 Support Services Not Listed Elsewhere In the 2000 Series

Elementary

Secondary

Federal

Total

500 Other Purchased Services

595 IU Payments By Withholding

87,278.35

Total Other Purchased Services

\$87,278.35

Total 2910 Support Services Not Listed Elsewhere In the 2000 Series

\$87,278.35

General Fund (10)

3000 Operation of Non-Instructional Services

Total

100 Personnel Services – Salaries

100 Personnel Services – Salaries 2,874,206.44

Total Personnel Services – Salaries \$2,874,206.44

200 Personnel Services – Employee Benefits

210 Group Insurance – Contracted Provider 188,825.54

220 Social Security Contributions 217,744.09

230 PSERS Retirement Contributions 690,163.32

250 Unemployment Compensation 1,537.20

260 Workers' Compensation 32,920.19

Total Personnel Services – Employee Benefits \$1,131,190.34

300 Purchased Professional and Technical Services

322 Professional Educational Services – Ius 1,333.00

329 Professional Educational Services – Other 1,000.00

330 Other Professional Services 73,407.12

340 Technical Services 19,113.22

390 Other Purchased Professional and Technical Services 113,389.57

Total Purchased Professional and Technical Services \$208,242.91

400 Purchased Property Services

430 Repairs and Maintenance Services 24,699.93

440 Rentals 41,381.13

Total Purchased Property Services \$66,081.06

500 Other Purchased Services

520 Insurance – General 48,737.25

530 Communications 20,661.24

549 Other Advertising/Public Relations 19,338.69

550 Printing and Binding 16,051.66

580 Travel 603.86

592 Services Purchased From Another LEA Within the State 7,485.39

599 Other Miscellaneous Purchased Services 73,770.00

Total Other Purchased Services \$186,648.09

600 Supplies

610 General Supplies 156,491.41

630 Food 18,837.84

640 Books and Periodicals 20,067.89

650 Supplies & Fees – Technology Related 7,403.00

Total Supplies \$202,800.14

700 Property

762 Capitalized Equipment - Replacement 113,414.94

Total Property \$113,414.94

800 Other Objects

810 Dues and Fees 9,302.00

LEA : 125239452 Upper Darby SD

Printed 1/23/2020 2:51:38 PM

General Fund (10)

3000 Operation of Non-Instructional Services

	<u>Total</u>
Total Other Objects	\$9,302.00
Total 3000 Operation of Non-Instructional Services	\$4,791,885.92

General Fund (10)

3200 Student Activities

Elementary Secondary Federal Total

100	<u>Personnel Services – Salaries</u>			
	100 Personnel Services – Salaries			1,158,035.42
Total Personnel Services – Salaries				\$1,158,035.42
200	<u>Personnel Services – Employee Benefits</u>			
	210 Group Insurance – Contracted Provider			49,268.09
	220 Social Security Contributions			87,464.04
	230 PSERS Retirement Contributions			350,111.47
	250 Unemployment Compensation			554.76
	260 Workers' Compensation			13,788.40
Total Personnel Services – Employee Benefits				\$501,186.76
300	<u>Purchased Professional and Technical Services</u>			
	330 Other Professional Services			25,791.33
	390 Other Purchased Professional and Technical Services			3,217.67
Total Purchased Professional and Technical Services				\$29,009.00
400	<u>Purchased Property Services</u>			
	430 Repairs and Maintenance Services			21,274.22
Total Purchased Property Services				\$21,274.22
500	<u>Other Purchased Services</u>			
	520 Insurance – General			48,737.25
	530 Communications			99.55
	550 Printing and Binding			8.44
	580 Travel			603.86
	592 Services Purchased From Another LEA Within the State			7,056.39
	599 Other Miscellaneous Purchased Services			73,770.00
Total Other Purchased Services				\$130,275.49
600	<u>Supplies</u>			
	610 General Supplies			83,660.64
	650 Supplies & Fees – Technology Related			3,874.00
Total Supplies				\$87,534.64
700	<u>Property</u>			
	762 Capitalized Equipment - Replacement			113,414.94
Total Property				\$113,414.94
800	<u>Other Objects</u>			
	810 Dues and Fees			9,302.00
Total Other Objects				\$9,302.00
Total 3200 Student Activities				\$2,050,032.47

General Fund (10)

3300 Community Services

	<u>Elementary</u>	<u>Secondary</u>	<u>Federal</u>	<u>Total</u>
100 Personnel Services – Salaries				
100 Personnel Services – Salaries			210.00	1,716,171.02
Total Personnel Services – Salaries			\$210.00	\$1,716,171.02
200 Personnel Services – Employee Benefits				
210 Group Insurance – Contracted Provider				139,557.45
220 Social Security Contributions			15.74	130,280.05
230 PSERS Retirement Contributions			35.10	340,051.85
250 Unemployment Compensation				982.44
260 Workers' Compensation				19,131.79
Total Personnel Services – Employee Benefits			\$50.84	\$630,003.58
300 Purchased Professional and Technical Services				
322 Professional Educational Services – lus			1,333.00	1,333.00
329 Professional Educational Services – Other				1,000.00
330 Other Professional Services				47,615.79
340 Technical Services				19,113.22
390 Other Purchased Professional and Technical Services				110,171.90
Total Purchased Professional and Technical Services			\$1,333.00	\$179,233.91
400 Purchased Property Services				
430 Repairs and Maintenance Services				3,425.71
440 Rentals				41,381.13
Total Purchased Property Services				\$44,806.84
500 Other Purchased Services				
530 Communications				20,561.69
549 Other Advertising/Public Relations				19,338.69
550 Printing and Binding				16,043.22
592 Services Purchased From Another LEA Within the State				429.00
Total Other Purchased Services				\$56,372.60
600 Supplies				
610 General Supplies			18,670.81	72,830.77
630 Food			18,837.84	18,837.84
640 Books and Periodicals			20,067.89	20,067.89
650 Supplies & Fees – Technology Related			1,729.00	3,529.00
Total Supplies			\$59,305.54	\$115,265.50
Total 3300 Community Services			\$60,899.38	\$2,741,853.45

General Fund (10)

4000 Facilities Acquisition, Construction and Improvement Services

Total

300 Purchased Professional and Technical Services

330 Other Professional Services

42,127.35

Total Purchased Professional and Technical Services

\$42,127.35

400 Purchased Property Services

450 Construction Services

1,079,168.85

Total Purchased Property Services

\$1,079,168.85

700 Property

762 Capitalized Equipment - Replacement

25,000.00

Total Property

\$25,000.00

Total 4000 Facilities Acquisition, Construction and Improvement Services

\$1,146,296.20

LEA : 125239452 Upper Darby SD

Printed 1/23/2020 2:51:46 PM

General Fund (10)

4200 Existing Site Improvement Services

Elementary

Secondary

Federal

Total

400 Purchased Property Services

450 Construction Services

705,769.01

Total Purchased Property Services

\$705,769.01

Total 4200 Existing Site Improvement Services

\$705,769.01

General Fund (10)

4300 Architecture and Engineering Services / Educational Specifications Development – Original and Additional	<u>Elementary</u>	<u>Secondary</u>	<u>Federal</u>	<u>Total</u>
300 <u>Purchased Professional and Technical Services</u>				
330 Other Professional Services				37,050.00
Total Purchased Professional and Technical Services				\$37,050.00
Total 4300 Architecture and Engineering Services / Educational Specifications Development – Original and Additional				\$37,050.00

General Fund (10)

	<u>Elementary</u>	<u>Secondary</u>	<u>Federal</u>	<u>Total</u>
4400 Architecture and Engineering Services / Educational Specifications – Improvements				
300 <u>Purchased Professional and Technical Services</u>				
330 Other Professional Services				5,077.35
Total Purchased Professional and Technical Services				\$5,077.35
Total 4400 Architecture and Engineering Services / Educational Specifications – Improvements				\$5,077.35

LEA : 125239452 Upper Darby SD

Printed 1/23/2020 2:51:46 PM

General Fund (10)

	<u>Elementary</u>	<u>Secondary</u>	<u>Federal</u>	<u>Total</u>
4600 Existing Building Improvement Services				
400 <u>Purchased Property Services</u>				
450 Construction Services				373,399.84
Total Purchased Property Services				\$373,399.84
700 <u>Property</u>				
762 Capitalized Equipment - Replacement				25,000.00
Total Property				\$25,000.00
Total 4600 Existing Building Improvement Services				\$398,399.84

General Fund (10)

5000 Other Expenditures and Financing Uses

Total

800 Other Objects

830 Interest	938,903.70
880 Refunds of Prior Years' Receipts	1,747.82

Total Other Objects	\$940,651.52
----------------------------	---------------------

900 Other Uses of Funds

910 Redemption of Principal	4,947,384.21
920 Authority Obligations	216,282.00
932 Capital Reserve Fund Transfers Applicable To Fund 32	3,685,000.00

Total Other Uses of Funds	\$8,848,666.21
----------------------------------	-----------------------

Total 5000 Other Expenditures and Financing Uses	\$9,789,317.73
---	-----------------------

General Fund (10)

	<u>Elementary</u>	<u>Secondary</u>	<u>Federal</u>	<u>Total</u>
5100 Debt Service / Other Expenditures and Financing Uses				
800 Other Objects				
830 Interest				938,903.70
880 Refunds of Prior Years' Receipts				1,747.82
Total Other Objects				\$940,651.52
900 Other Uses of Funds				
910 Redemption of Principal				4,947,384.21
920 Authority Obligations				216,282.00
Total Other Uses of Funds				\$5,163,666.21
Total 5100 Debt Service / Other Expenditures and Financing Uses				\$6,104,317.73

General Fund (10)

	<u>Elementary</u>	<u>Secondary</u>	<u>Federal</u>	<u>Total</u>
5110 Debt Service				
800 Other Objects				
830 Interest				938,903.70
Total Other Objects				\$938,903.70
900 Other Uses of Funds				
910 Redemption of Principal				4,947,384.21
920 Authority Obligations				216,282.00
Total Other Uses of Funds				\$5,163,666.21
Total 5110 Debt Service				\$6,102,569.91

General Fund (10)

	<u>Elementary</u>	<u>Secondary</u>	<u>Federal</u>	<u>Total</u>
5130 Refund of Prior Year Revenues / Receipts				
800 <u>Other Objects</u>				
880 Refunds of Prior Years' Receipts				1,747.82
Total Other Objects				\$1,747.82
Total 5130 Refund of Prior Year Revenues / Receipts				\$1,747.82

General Fund (10)

5200 Interfund Transfers – Out

Elementary

Secondary

Federal

Total

900 Other Uses of Funds

932 Capital Reserve Fund Transfers Applicable To Fund 32

3,685,000.00

Total Other Uses of Funds

\$3,685,000.00

Total 5200 Interfund Transfers – Out

\$3,685,000.00

LEA : 125239452 Upper Darby SD

Printed 1/23/2020 2:51:57 PM

General Fund (10)

5230 Capital Projects Fund Transfers

Elementary

Secondary

Federal

Total

900 Other Uses of Funds

932 Capital Reserve Fund Transfers Applicable To Fund 32

3,685,000.00

Total Other Uses of Funds

\$3,685,000.00

Total 5230 Capital Projects Fund Transfers

\$3,685,000.00

Capital Reserve Fund - § 1431 (32)

4000 Facilities Acquisition, Construction and Improvement Services

Total

300 Purchased Professional and Technical Services

330 Other Professional Services 10,734.00

Total Purchased Professional and Technical Services \$10,734.00

400 Purchased Property Services

450 Construction Services 97,680.00

Total Purchased Property Services \$97,680.00

500 Other Purchased Services

549 Other Advertising/Public Relations 943.90

Total Other Purchased Services \$943.90

700 Property

762 Capitalized Equipment - Replacement 129,272.20

Total Property \$129,272.20

Total 4000 Facilities Acquisition, Construction and Improvement Services \$238,630.10

LEA : 125239452 Upper Darby SD

Printed 1/23/2020 2:51:48 PM

Capital Reserve Fund - § 1431 (32)

4400 Architecture and Engineering Services / Educational Specifications – Improvements

Elementary

Secondary

Federal

Total

300 Purchased Professional and Technical Services

330 Other Professional Services

10,734.00

Total Purchased Professional and Technical Services

\$10,734.00

Total 4400 Architecture and Engineering Services / Educational Specifications – Improvements

\$10,734.00

LEA : 125239452 Upper Darby SD

Printed 1/23/2020 2:51:48 PM

Capital Reserve Fund - § 1431 (32)

4600 Existing Building Improvement Services

Elementary

Secondary

Federal

Total

400 Purchased Property Services

450 Construction Services

97,680.00

Total Purchased Property Services

\$97,680.00

500 Other Purchased Services

549 Other Advertising/Public Relations

943.90

Total Other Purchased Services

\$943.90

700 Property

762 Capitalized Equipment - Replacement

129,272.20

Total Property

\$129,272.20

Total 4600 Existing Building Improvement Services

\$227,896.10

LEA : 125239452 Upper Darby SD

Printed 1/23/2020 2:51:33 PM

Other Capital Projects Fund (39)

2000 Support Services

300 Purchased Professional and Technical Services

330 Other Professional Services

Total

65,400.44

Total Purchased Professional and Technical Services

\$65,400.44

Total 2000 Support Services

\$65,400.44

Other Capital Projects Fund (39)

2300 Support Services – Administration

Elementary

Secondary

Federal

Total

300 Purchased Professional and Technical Services

330 Other Professional Services

65,400.44

Total Purchased Professional and Technical Services

\$65,400.44

Total 2300 Support Services – Administration

\$65,400.44

LEA : 125239452 Upper Darby SD

Printed 1/23/2020 2:51:33 PM

Other Capital Projects Fund (39)

2350 Legal and Accounting Services

Elementary

Secondary

Federal

Total

300 Purchased Professional and Technical Services

330 Other Professional Services

65,400.44

Total Purchased Professional and Technical Services

\$65,400.44

Total 2350 Legal and Accounting Services

\$65,400.44

Other Capital Projects Fund (39)

4000 Facilities Acquisition, Construction and Improvement Services

Total

300 Purchased Professional and Technical Services

330 Other Professional Services 1,187,014.03

Total Purchased Professional and Technical Services \$1,187,014.03

400 Purchased Property Services

450 Construction Services 3,602,272.65

Total Purchased Property Services \$3,602,272.65

500 Other Purchased Services

549 Other Advertising/Public Relations 3,323.75

Total Other Purchased Services \$3,323.75

Total 4000 Facilities Acquisition, Construction and Improvement Services \$4,792,610.43

Other Capital Projects Fund (39)

4400 Architecture and Engineering Services / Educational Specifications – Improvements

Elementary

Secondary

Federal

Total

300 Purchased Professional and Technical Services

330 Other Professional Services

1,187,014.03

Total Purchased Professional and Technical Services

\$1,187,014.03

Total 4400 Architecture and Engineering Services / Educational Specifications – Improvements

\$1,187,014.03

LEA : 125239452 Upper Darby SD

Printed 1/23/2020 2:51:49 PM

Other Capital Projects Fund (39)

	<u>Elementary</u>	<u>Secondary</u>	<u>Federal</u>	<u>Total</u>
4600 Existing Building Improvement Services				
400 <u>Purchased Property Services</u>				
450 Construction Services				3,602,272.65
Total Purchased Property Services				\$3,602,272.65
500 <u>Other Purchased Services</u>				
549 Other Advertising/Public Relations				3,323.75
Total Other Purchased Services				\$3,323.75
Total 4600 Existing Building Improvement Services				\$3,605,596.40

LEA : 125239452 Upper Darby SD

Printed 1/23/2020 2:51:58 PM

Other Capital Projects Fund (39)

5000 Other Expenditures and Financing Uses

Total

900 Other Uses of Funds

990 Miscellaneous Other Uses of Funds

67,982.00

Total Other Uses of Funds

\$67,982.00

Total 5000 Other Expenditures and Financing Uses

\$67,982.00

Other Capital Projects Fund (39)

5100 Debt Service / Other Expenditures and Financing Uses

Elementary

Secondary

Federal

Total

900 Other Uses of Funds

990 Miscellaneous Other Uses of Funds

67,982.00

Total Other Uses of Funds

\$67,982.00

Total 5100 Debt Service / Other Expenditures and Financing Uses

\$67,982.00

LEA : 125239452 Upper Darby SD

Printed 1/23/2020 2:51:58 PM

Other Capital Projects Fund (39)

5150 Bond Discounts

Elementary

Secondary

Federal

Total

900 Other Uses of Funds

990 Miscellaneous Other Uses of Funds

67,982.00

Total Other Uses of Funds

\$67,982.00

Total 5150 Bond Discounts

\$67,982.00

	<u>General Fund(10)</u>	<u>Public Purpose Trust(27)</u>	<u>Other Compt Approved (28)</u>	<u>Athletic / Activity(29)</u>	<u>Capital Reserve (690, 1850)(31)</u>
1000 Instruction					
1100 Regular Programs - Elementary / Secondary	86,906,439.54				
1200 Special Programs - Elementary / Secondary	41,631,996.34				
1300 Vocational Education	1,141,053.05				
1400 Other Instructional Programs - Elementary / Secondary	1,945,332.40				
1500 Nonpublic School Programs	287,249.57				
1600 Adult Education Programs	848,713.00				
Total Instruction	\$132,760,783.90				
2000 Support Services					
2100 Support Services - Students	7,283,139.84				
2200 Support Services - Instructional Staff	7,639,519.58				
2300 Support Services - Administration	9,635,388.93				
2400 Support Services - Pupil Health	1,687,175.65				
2500 Support Services - Business	1,828,258.86				
2600 Operation and Maintenance of Plant Services	13,705,362.06				
2700 Student Transportation Services	9,505,039.08				
2800 Support Services - Central	2,681,709.41				
2900 Other Support Services	87,278.35				
Total Support Services	\$54,052,871.76				
3000 Operation of Non-Instructional Services					
3200 Student Activities	2,050,032.47				
3300 Community Services	2,741,853.45				
Total Operation of Non-Instructional Services	\$4,791,885.92				
4000 Facilities Acquisition, Construction and Improvement Services					
4200 Existing Site Improvement Services	705,769.01				
4300 Architecture and Engineering Services / Educational Specifications Development - Original and Additional	37,050.00				
4400 Architecture and Engineering Services / Educational Specifications - Improvements	5,077.35				
4600 Existing Building Improvement Services	398,399.84				
Total Facilities Acquisition, Construction and Improvement	\$1,146,296.20				
5000 Other Expenditures and Financing Uses					
5100 Debt Service / Other Expenditures and Financing Uses	6,104,317.73				
5200 Interfund Transfers - Out	3,685,000.00				
Total Other Expenditures and Financing Uses	\$9,789,317.73				
TOTAL ACTUAL EXPENDITURES & OTHER FINANCING USES	\$202,541,155.51				

LEA : 125239452 Upper Darby SD

Printed 1/23/2020 2:52:13 PM

	<u>Capital Reserve (1431)(32)</u>	<u>Other Capital Projects Fund(39)</u>	<u>Debt Service(40)</u>	<u>Permanent(90)</u>	<u>Total</u>
1000 Instruction					
1100 Regular Programs - Elementary / Secondary					86,906,439.54
1200 Special Programs - Elementary / Secondary					41,631,996.34
1300 Vocational Education					1,141,053.05
1400 Other Instructional Programs - Elementary / Secondary					1,945,332.40
1500 Nonpublic School Programs					287,249.57
1600 Adult Education Programs					848,713.00
Total Instruction					\$132,760,783.90
2000 Support Services					
2100 Support Services - Students					7,283,139.84
2200 Support Services - Instructional Staff					7,639,519.58
2300 Support Services - Administration		65,400.44			9,700,789.37
2400 Support Services - Pupil Health					1,687,175.65
2500 Support Services - Business					1,828,258.86
2600 Operation and Maintenance of Plant Services					13,705,362.06
2700 Student Transportation Services					9,505,039.08
2800 Support Services - Central					2,681,709.41
2900 Other Support Services					87,278.35
Total Support Services		\$65,400.44			\$54,118,272.20
3000 Operation of Non-Instructional Services					
3200 Student Activities					2,050,032.47
3300 Community Services					2,741,853.45
Total Operation of Non-Instructional Services					\$4,791,885.92
4000 Facilities Acquisition, Construction and Improvement Services					
4200 Existing Site Improvement Services					705,769.01
4300 Architecture and Engineering Services / Educational Specifications Development - Original and Additional					37,050.00
4400 Architecture and Engineering Services / Educational Specifications - Improvements	10,734.00		1,187,014.03		1,202,825.38
4600 Existing Building Improvement Services	227,896.10		3,605,596.40		4,231,892.34
Total Facilities Acquisition, Construction and Improvement	\$238,630.10		\$4,792,610.43		\$6,177,536.73
5000 Other Expenditures and Financing Uses					
5100 Debt Service / Other Expenditures and Financing Uses			67,982.00		6,172,299.73
5200 Interfund Transfers - Out					3,685,000.00
Total Other Expenditures and Financing Uses			\$67,982.00		\$9,857,299.73
TOTAL ACTUAL EXPENDITURES & OTHER FINANCING USES	\$238,630.10		\$4,925,992.87		\$207,705,778.48

LEA : 125239452 Upper Darby SD

Printed 1/23/2020 2:52:23 PM

PSERS Salary Data (Salary Data should relate to the General Fund only)

Amount Description	Amount
Total Salary Base for salaries subject to PSERS withholding	82,321,917.77
Total Federally Funded salaries subject to PSERS withholding	1,630,680.68
	<hr/>

Title I Expenditure Data

Amount Description	Amount
Expenditures Funded with Current Title I Funds	3,572,266.81
Expenditures Funded with Carry over Title I Funds	549,167.59
	<hr/>
Total Title I Expenditure Data	\$4,121,434.40
	<hr/>

Benefits for Staff Relative to Collective Bargaining Agreements

	OBJECT	COVERED	NOT COVERED	TOTAL
10 General Fund	No Self Insurance data to report			
	211 Medical Insurance	14,703,075.81	863,902.80	15,566,978.61
	212 Dental Insurance	864,577.65	54,994.00	919,571.65
	215 Eye Care Insurance	50,199.70	4,392.00	54,591.70
	216 Prescription Insurance	3,349,751.41	230,510.00	3,580,261.41
	271 Self-Insurance Medical Benefits			
	272 Self-Insurance Dental Benefits			
	275 Self-Insurance Eye Care Benefits			
	276 Self-Insurance Prescription Benefits			
		FUND TOTAL	\$18,967,604.57	\$1,153,798.80
50 Enterprise Fund	No Self Insurance data to report			
	211 Medical Insurance			
	212 Dental Insurance			
	215 Eye Care Insurance			
	216 Prescription Insurance			
	271 Self-Insurance Medical Benefits			
	272 Self-Insurance Dental Benefits			
	275 Self-Insurance Eye Care Benefits			
	276 Self-Insurance Prescription Benefits			
		FUND TOTAL		
60 Internal Service Fund	No Self Insurance data to report			
	211 Medical Insurance			
	212 Dental Insurance			
	215 Eye Care Insurance			
	216 Prescription Insurance			
	271 Self-Insurance Medical Benefits			
	272 Self-Insurance Dental Benefits			
	275 Self-Insurance Eye Care Benefits			
	276 Self-Insurance Prescription Benefits			
		FUND TOTAL		
Total of All Funds		\$18,967,604.57	\$1,153,798.80	\$20,121,403.37

LEA : 125239452 Upper Darby SD

Printed 1/23/2020 2:52:29 PM

Function	Special Education (Prior Year)	Nonspecial Education (Prior Year)	Total (Prior Year)	Special Education (Current Year)	Nonspecial Education (Current Year)	Total (Current Year)
2120 Guidance Services	527,135.92	2,139,914.65	2,667,050.57	457,138.04	2,259,925.75	2,717,063.79
2140 Psychological Services	969,800.96	660,561.78	1,630,362.74	1,058,665.06	453,713.64	1,512,378.70
2150 Speech Pathology and Audiology Services						
2160 Social Work Services	429,612.73	1,732,428.20	2,162,040.93	380,843.44	1,748,958.10	2,129,801.54
2260 Instruction and Curriculum Development Services	679,516.22	1,514,523.53	2,194,039.75	807,241.58	1,730,693.69	2,537,935.27
2350 Legal and Accounting Services	249,842.96	286,330.06	536,173.02	137,888.45	394,462.66	532,351.11
2420 Medical Services		390.00	390.00	331.88	1,524.12	1,856.00
2440 Nursing Services	316,488.72	1,242,122.57	1,558,611.29	282,241.71	1,296,146.65	1,578,388.36
2700 Student Transportation Services	3,428,360.98	5,375,462.91	8,803,823.89	3,367,256.14	6,137,782.94	9,505,039.08
Total	\$6,600,758.49	\$12,951,733.70	\$19,552,492.19	\$6,491,606.30	\$14,023,207.55	\$20,514,813.85

(PRINCIPAL AMOUNTS ONLY)

GOVERNMENTAL FUNDS/ ACTIVITIES

	Short-Term Borrowing	General Obligation Bonds/Notes	Authority Building Obligations	Other Long-Term Debt	Other Post-Employment Benefits (OPEB)	Compensated Absences	Net Pension Liability	Total
1. Debt at Beginning of Fiscal Year		20,523,523.00	2,327,766.00	3,617,309.00	12,845,846.00	2,856,921.00	308,776,000.00	350,947,365.00
2. Additional Debt Incurred During Year		11,465,000.00		2,369,002.00	1,578,272.00	206,943.00	10,138,008.00	25,757,225.00
3. Retirements and Repayments		3,372,190.00	171,245.00	1,575,194.00	4,818,188.00	59,860.00	26,756,008.00	36,752,685.00
4. Debt at End of Fiscal Year		28,616,333.00	2,156,521.00	4,411,117.00	9,605,930.00	3,004,004.00	292,158,000.00	339,951,905.00
5. Accreted Interest at End Of Fiscal Year								
6. Total Debt and Accreted Interest		28,616,333.00	2,156,521.00	4,411,117.00	9,605,930.00	3,004,004.00	292,158,000.00	339,951,905.00
7. Current Portion P&I - Due within 1 year		4,865,145.00	215,160.00	1,978,363.00				7,058,668.00
8. Interest Paid during current fiscal year		888,777.00	88,008.00	50,127.00				1,026,912.00

(PRINCIPAL AMOUNTS ONLY)

PROPRIETARY FUNDS

- 1. Debt at Beginning of Fiscal Year
- 2. Additional Debt Incurred During Year
- 3. Retirements and Repayments
- 4. Debt at End of Fiscal Year
- 5. Accreted Interest at End Of Fiscal Year
- 6. Total Debt and Accreted Interest
- 7. Current Portion P&I - Due within 1 year
- 8. Interest Paid during current fiscal year

Total Principal and Interest Payments Made by Your School - All Funds

Function	Fund		Principal (910)	Principal (920)	Interest (830)	Total (Principal +Interest)	Misc Other Uses (990)
5110	10	General Fund	4,947,384.21	216,282.00	938,903.70	6,102,569.91	
5110	20	Special Revenue Funds					
5110	30	Capital Projects Funds					
5110	40	Debt Service Fund					
5110	90	Permanent Fund					
5120	10	General Fund					
5120	20	Special Revenue Funds					
5120	30	Capital Projects Funds					
5120	40	Debt Service Fund					

Total Debt Payments - Governmental Funds			\$4,947,384.21	\$216,282.00	\$938,903.70	\$6,102,569.91	
---	--	--	-----------------------	---------------------	---------------------	-----------------------	--

Function	Fund		Principal (910)	Principal (920)	Interest (830)	Total (Principal +Interest)
5110	50	Enterprise Fund				
5110	60	Internal Service Fund				
5120	50	Enterprise Fund				
5120	60	Internal Service Fund				

Total Debt Payments - Proprietary Funds						
--	--	--	--	--	--	--

LEA : 125239452 Upper Darby SD

Printed 1/23/2020 2:52:33 PM

Debt Details
Governmental Funds/ Activities

Debt Category	Debt Issue Date (MM/YYYY)	Principal Amounts Only			Debt at End of Fiscal Year	Current Portion Due Within One Year (Principal and Interest)	Interest Paid During Fiscal Year
		Debt at Beginning of Fiscal Year	Additions	Reductions / Repayments			
General Obligation Bonds/Notes – CIB	06/2019		6,465,000.00		6,465,000.00	534,237.00	
General Obligation Bonds/Notes – CIB	08/2018		5,000,000.00		5,000,000.00	138,629.00	88,742.00
General Obligation Bonds/Notes – CIB	05/2015	11,365,000.00		2,925,000.00	8,440,000.00	3,320,250.00	398,775.00
General Obligation Bonds/Notes – CIB	07/2014	1,874,000.00		1,000.00	1,873,000.00	65,708.00	39,729.00
General Obligation Bonds/Notes – CIB	12/2012	4,355,000.00		80,000.00	4,275,000.00	166,500.00	87,900.00
General Obligation Bonds/Notes – CIB	11/2011	214,858.00		26,857.00	188,001.00	45,988.00	19,131.00
General Obligation Bonds/Notes – CIB	10/2010	2,714,665.00		339,333.00	2,375,332.00	593,833.00	254,500.00
Authority Building Obligations – CIB	09/2014	843,051.00		72,135.00	770,916.00	64,636.00	30,323.00
Authority Building Obligations – CIB	04/2013	75,349.00		15,302.00	60,047.00	16,155.00	1,464.00
Authority Building Obligations – CIB	12/2011	47,448.00		13,252.00	34,196.00	14,221.00	1,156.00
Authority Building Obligations – CIB	03/2008	1,361,918.00		70,556.00	1,291,362.00	120,148.00	55,065.00
Other Long Term Debt/Liabilities		3,617,309.00	2,369,002.00	1,575,194.00	4,411,117.00	1,978,363.00	50,127.00
Compensated Absences		2,856,921.00	206,943.00	59,860.00	3,004,004.00		
Other Post-Employment Benefits (OPEB)		12,845,846.00	1,578,272.00	4,818,188.00	9,605,930.00		
Net Pension Liability		308,776,000.00	10,138,008.00	26,756,008.00	292,158,000.00		
Totals for Debt Entered:		\$350,947,365.00	\$25,757,225.00	\$36,752,685.00	\$339,951,905.00	\$7,058,668.00	\$1,026,912.00

General Fund (10)

Section 1: Tuition/Purchased Services as Reported within Expenditure Detail

	Amount
Tuition Reported in General Fund Expenditures 1000-560	20,525,476.82
Purchased Services in General Fund Expenditures 1000-594 and 1000-597	12,105.25
Section 1 Total	\$20,537,582.07

Section 2: Tuition Paid to Institution Types During Fiscal Year

	Tuition Paid For Nonspecial Education	Tuition Paid For Special Education	Total
1 1306 Institutions	352,096.88	2,505,479.05	2,857,575.93
2 Institutionalized Children's Programs		12,105.25	12,105.25
3 Juveniles Incarcerated in Adult Facilities	224,630.72	22,358.47	246,989.19
4 Residential Treatment Facilities		349,676.75	349,676.75
5 Other Local Education Agencies		196,732.49	196,732.49
6 Brick and Mortar Charter Schools	3,159,451.92	1,303,507.72	4,462,959.64
7 Cyber Charter Schools	2,227,033.89	2,156,557.22	4,383,591.11
8 Career and Technology Centers	784,396.05	356,657.00	1,141,053.05
9 Approved Private Schools		1,730,008.43	1,730,008.43
10 PA Chartered Schools for the Deaf and Blind			
11 Private Residential Rehabilitative Institutions			
12 Juvenile Detention Centers	81,362.05	13,083.20	94,445.25
13 Special Program Jointures			
14 Other Tuition Not Included Elsewhere In This Section	828,713.00	4,233,731.98	5,062,444.98
Section 2 Total	\$7,657,684.51	\$12,879,897.56	\$20,537,582.07

1 .	<u>Student Transportation Services for Educational Field Trips</u>	67,089.79
2 .	<u>Student Transportation Services for Student Activities</u>	118,577.89
3 .	<u>Rental of Vehicles for Student Transportation Services</u>	
4 .	<u>Capital Reserve Funds</u>	

Include only district-owned transportation expenditures paid from State or local money.
 DO NOT include federal expenditures or payments to contract service providers.
 Contracted transportation services should not be recorded on this schedule.

Food Service / Cafeteria Operations Fund (51)

3000 Operation of Non-Instructional Services

Total

400 Purchased Property Services

430 Repairs and Maintenance Services 9,591.16

Total Purchased Property Services \$9,591.16

500 Other Purchased Services

540 Advertising 2,495.21

570 Food Service Management 5,835,693.49

580 Travel 104.00

Total Other Purchased Services \$5,838,292.70

600 Supplies

610 General Supplies 1,200.00

630 Food 408,371.97

Total Supplies \$409,571.97

700 Property

740 Depreciation 120,195.20

Total Property \$120,195.20

Total 3000 Operation of Non-Instructional Services \$6,377,651.03

Food Service / Cafeteria Operations Fund (51)

	<u>Elementary</u>	<u>Secondary</u>	<u>Federal</u>	<u>Total</u>
3100 Food Services				
400 <u>Purchased Property Services</u>				
430 Repairs and Maintenance Services				9,591.16
Total Purchased Property Services				\$9,591.16
500 <u>Other Purchased Services</u>				
540 Advertising				2,495.21
570 Food Service Management				5,835,693.49
580 Travel				104.00
Total Other Purchased Services				\$5,838,292.70
600 <u>Supplies</u>				
610 General Supplies				1,200.00
630 Food			408,371.97	408,371.97
Total Supplies			\$408,371.97	\$409,571.97
700 <u>Property</u>				
740 Depreciation				120,195.20
Total Property				\$120,195.20
Total 3100 Food Services			\$408,371.97	\$6,377,651.03

Food Service / Cafeteria Operations Fund (51)

5000 Other Expenditures and Financing Uses

Total

900 Other Uses of Funds

930 Fund Transfers

947,092.26

Total Other Uses of Funds

\$947,092.26

Total 5000 Other Expenditures and Financing Uses

\$947,092.26

LEA : 125239452 Upper Darby SD

Printed 1/23/2020 2:52:47 PM

Food Service / Cafeteria Operations Fund (51)

	<u>Elementary</u>	<u>Secondary</u>	<u>Federal</u>	<u>Total</u>
5200 Interfund Transfers – Out				
900 <u>Other Uses of Funds</u>				
930 Fund Transfers				947,092.26
Total Other Uses of Funds				\$947,092.26
Total 5200 Interfund Transfers – Out				\$947,092.26

LEA : 125239452 Upper Darby SD

Printed 1/23/2020 2:52:47 PM

Food Service / Cafeteria Operations Fund (51)

	<u>Elementary</u>	<u>Secondary</u>	<u>Federal</u>	<u>Total</u>
5250 Enterprise Fund Transfers				
900 Other Uses of Funds				
930 Fund Transfers				947,092.26
Total Other Uses of Funds				\$947,092.26
Total 5250 Enterprise Fund Transfers				\$947,092.26

	<u>Food Service(51)</u>	<u>Child Care Operations(52)</u>	<u>Other Enterprise(58)</u>	<u>Internal Service(60)</u>	<u>Total</u>
3000 <u>Operation of Non-Instructional Services</u>					
3100 Food Services	6,377,651.03				6,377,651.03
Total Operation of Non-Instructional Services	\$6,377,651.03				\$6,377,651.03
5000 <u>Other Expenditures and Financing Uses</u>					
5200 Interfund Transfers - Out	947,092.26				947,092.26
Total Other Expenditures and Financing Uses	\$947,092.26				\$947,092.26
TOTAL ACTUAL EXPENDITURES & OTHER FINANCING USES	\$7,324,743.29				\$7,324,743.29

LEA : 125239452 Upper Darby SD

Printed 1/23/2020 2:53:01 PM

Fund	School	School Number	Local Personnel	Local Nonpersonnel	State Personnel	State Nonpersonnel	Federal Personnel	Federal Nonpersonnel	Total	Explanation
10	Aronimink El Sch	1959	2,160,611.78	304,884.10	1,594,918.81	225,059.11			4,285,473.80	
	Beverly Hills MS	1970	5,598,917.48	774,873.92	4,133,004.74	571,995.85	1,012,501.87	395,209.59	12,486,503.45	
	Bywood El Sch	1960	4,247,214.54	730,515.94	3,135,205.69	539,251.71	590,139.95	75,818.17	9,318,146.00	
	Charles Kelly El Sch	7943	2,234,682.35	514,446.36	1,649,596.16	379,753.61	603,460.95	104,833.91	5,486,773.34	
	Drexel Hill MS	1971	5,570,262.94	877,084.97	4,111,852.59	647,445.93	10,152.89		11,216,799.32	
	Garrettford El Sch	1964	4,516,794.97	656,753.39	3,334,204.32	484,801.74			8,992,554.42	
	Highland Park El Sch	1965	4,897,139.96	839,485.61	3,614,967.14	619,690.86	685,896.59	87,378.29	10,744,558.45	
	Hillcrest El Sch	1966	4,619,152.35	757,148.71	3,409,762.47	558,911.51	3,901.68		9,348,876.72	
	Primos El Sch	7359	3,419,585.27	566,677.64	2,524,266.92	418,309.73	1,664.35		6,930,503.91	
	Stonehurst Hills El Sch	1968	3,521,175.26	598,908.54	2,599,258.51	442,101.90	608,511.56	100,863.88	7,870,819.65	
	Upper Darby Kdg Ctr	7480	3,213,649.74	590,072.23	2,372,249.60	435,579.09	347,317.46	65,180.36	7,024,048.48	
	Upper Darby SHS	1972	27,199,289.84	4,729,406.85	20,077,951.76	3,491,150.02	18,764.11		55,516,562.58	
	Walter M Senkow El Sch	7845	1,942,261.25	505,035.99	1,433,736.96	372,807.08	227,691.01	30,623.56	4,512,155.85	
	Westbrook Park El Sch	1969	3,479,315.51	551,603.09	2,568,358.53	407,182.00	353,871.27	54,934.98	7,415,265.38	
Total			76,620,053.24	12,996,897.34	56,559,334.20	9,594,040.14	4,463,873.69	914,842.74	161,149,041.35	